

EFFECT OF STEAM-HEAT TREATMENT ON MECHANICAL PROPERTIES OF CHINESE FIR

Yongjian Cao,^{a,b,c} Jianxiong Lu,^{a,*} Rongfeng Huang,^a Xiu Zhao,^a and Jiali Jiang^a

Heat treatment often brings about some negative effects on mechanical properties of wood. Chinese fir is currently underutilized due to some inherent properties that limit its further applications. Using steam as a heating medium and a shielding gas, the heartwood and sapwood of Chinese fir were treated at a temperature ranging from 170° C to 230° C and time from 1 to 5 hours in an airtight chamber. Both the modulus of rupture (MOR) and modulus of elasticity (MOE) were increased for the sapwood specimens under the temperature less than 200° C for short treatment times. The hardness was increased for both two kinds of specimens under the temperature less than or about 200° C, compared to the untreated specimens. The temperature has a stronger effect on mechanical properties of wood than the time, and the temperature of 200 ° C is a critical point in modifying mechanical properties of wood.

Keywords: Chinese fir; Heartwood; Sapwood; Steam-heat treatment; Hardness; Modulus of elasticity; Modulus of Rupture

Contact information: a: Key Laboratory of Wood Science and Technology of State Forestry Administration; Research Institute of Wood Industry, Chinese Academy of Forestry, Beijing, 100091, P.R.China; b: Wood Science and Technology Centre, Faculty of Forestry and Environmental management, University of New Brunswick, Fredericton, NB, Canada, E3C 2G6; c: Guangdong Academy of Forestry, Guangzhou, 510520. P.R. China. * Corresponding author: jianxiong@caf.ac.cn

INTRODUCTION

Thermal treatment of wood has been known as an effective method to improve the dimensional stability and bio-durability of wood for a long time. In the meantime, it often causes a reduction of hygroscopicity, and it decreases the modulus of rupture (MOR), the modulus of elasticity (MOE), and even the hardness of wood. The thermal treatment of wood, however, compared to wood preservation by chemical treatments, is an environmentally friendly and pesticide-free process. There are currently five typical processes nowadays used in an industrial scale. They are the Thermowood process in Finland (Syjänen 2001; Jämsä and Viitaniemi 2001), the oil-heat treatment in Germany (Rapp and Sailer 2001), the Plato process in the Netherlands (Militz and Tjeerdsma 2001), and the Le Bois Perdure process and the Retification process in France (Vernois 2001). The foremost advantages of treating wood in these manners are the increased resistance to different types of biodegradation and the improved dimensional stability due to a reduction in wood hygroscopicity. Unfortunately, the negative effects are the loss of strength and increased brittleness of the thermally treated wood.

High temperature, generally speaking, often reduces the mechanical properties of wood during the thermal treatment. Stamm et al. (1946) reported that the impact modulus

of rupture (MOR) and modulus of elasticity (MOE) could be reduced up to 50%. Kamdem et al. (2002) indicated that the MOR and MOE of beech (*Fagus sylvatica*) were decreased by 40% and 20%, respectively, due to the heat treatment. Bekhta and Niemz (2003) showed that the MOR of spruce (*Picea abies*) was decreased by 44 to 50% as the treating temperatures were raised from 100 °C to 200 °C, whereas the temperature had no effect on the MOE. A similar result was also obtained by Korkut et al. (2008), who reported that the MOR, MOE, and surface hardness in the radial direction of Scots pine (*Pinus sylvestris* L.) decreased by 33%, 32%, and 27%, respectively, at 180°C for 10 hrs. Surprisingly, other researchers reported in an opposite way that the mechanical properties of wood were improved using proper treating temperatures. Many studies revealed that there was a slight increase in MOE when wood was thermally treated for short times (Millett and Gerhards 1972; Rusche 1973; Kubojima et al. 2000; Navi and Girardet 2000; Santos 2000; Poncsák et al. 2006; Shi et al. 2007). The MOR also showed an increase initially and then decreased with extended heating time, especially for treatment temperatures above 200°C (Bekhta and Niemz 2003). Kubojima et al. (2000) stated that the MOR and MOE of Sitka spruce (*Picea sitchensis* Carr.) increased at the initial stage of the heat treatment and decreased later at 160°C for times from 0.5 to 16 hrs. Shi et al. (2007) reported that the MOE and hardness of fir (*Abies* spp.) were increased by 17% and 6%, respectively, at 202°C for 3 hrs, though the MOR and MOE were decreased by 37% and 6% at 212°C for 3 hrs respectively, while the hardness was still increased by 7%.

It is noted that both wood species and process parameters (temperature/time) play important roles in determining the final mechanical properties of heat-treated wood. Therefore, it is necessary to deepen our understanding on how to control and minimize the loss of mechanical properties in order to extend industrial applicability of heat-treated wood. Chinese fir is one of the most commonly planted tree species in China, and it is widely using in many fields, such as furniture manufacturing, ornamental materials, and so on. However, as a fast-growing species, Chinese fir has low mechanical properties. This study was aimed at investigating how to control the treatment temperature and time to minimize and even improve the mechanical properties of wood by steam-heat treatment. The goal was to provide theoretical background that can support refinement of industrial processes.

MATERIALS AND METHODS

Materials and Steam-Heat Treatment

Fifteen Chinese fir (*Cunninghamia lanceolata* (Lamb.) Hook) trees were selected and freshly cut from a planted forest in Hunan Province, China. The Random Complete Block Design (RCBD) method was performed to design the experiment units in this study. The logs were broken down into boards that were dried to an initial moisture content (MC) of around 8% by a high-frequency drier. Then steam-heat treatment was conducted on wood specimens with a dimension of 50 × 25 × 500 mm (radial × tangential × longitudinal) at temperatures of 170, 185, 200, 215, and 230°C and times of 1, 2, 3, 4, and 5 hours in an airtight chamber with an atmosphere comprising less than 2 per cent oxygen. Superheated steam was used as a heating medium and a shielding gas.

The MC of the steam-heat-treated boards was about 4%. Those boards without any visual defects were selected for the properties testing. Correspondingly, the untreated boards of the same species were used as control specimens.

Specimen Preparation and Properties Testing

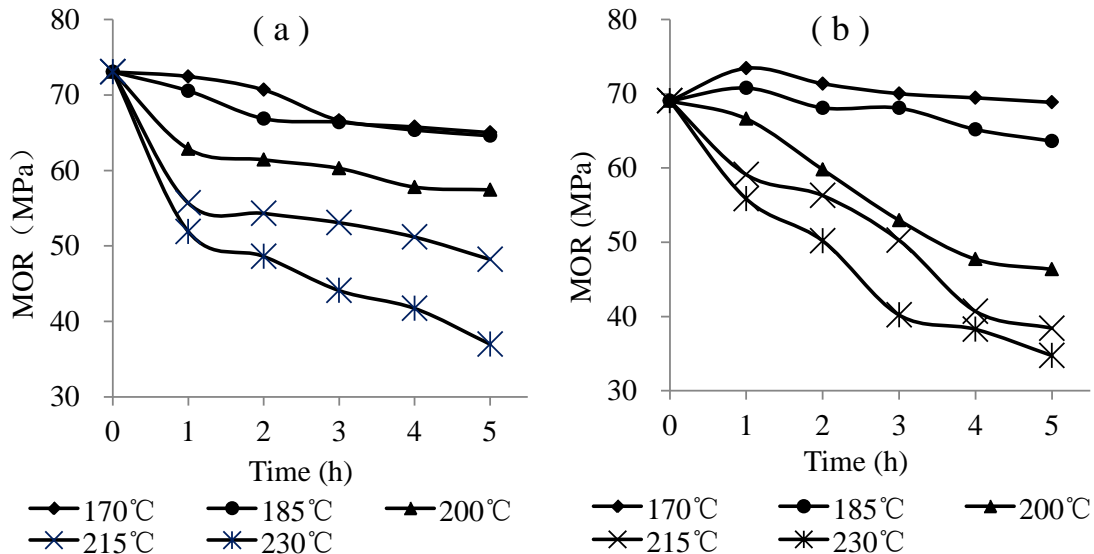


Fig. 1. MOR of untreated and steam-heat-treated Chinese fir heartwood (a) and sapwood (b)

The specimens for the MOR and MOE testing were cut from steam-heat-treated and untreated boards. There were fifteen replications for each series. All specimens were conditioned in a climate chamber at 20°C and 65% relative humidity (RH) for three weeks prior to the properties testing. The specimens with a dimension of 20 × 20 × 300 mm (radial × tangential × longitudinal) were tested by pressing at tangential section using three-point bending test method (GB 1927~1943-91, China) with a span of 300 mm and a loading speed of 25 mm/min.

The specimens with 40 mm in width and length and 20 mm in thickness were used for the hardness testing. Based on the Japanese Standard (JIS Z 2101 – 1994), a ball with 10 mm in diameter was forced to penetrate into wood at a depth of 0.32 mm for all specimens during the hardness testing. The penetration positions were chosen far enough from the edges of the specimens to prevent from splitting or chipping. A load was applied to a specimen continuously at a rate of 0.3 mm/min. Total six tests on one tangential section of a specimen were carried out and fifteen replications were tested for each series.

RESULTS

The relative changes of the MOR, MOE, and hardness of steam-heat-treated and untreated Chinese fir are presented in Table 1. The tabulated values show that some treatment combinations decreased the MOR, MOE, and hardness of both heartwood and

sapwood specimens, but the others slightly increased the MOR and MOE of sapwood. On the other hand, the hardness was increased for both heartwood and sapwood specimens when the treatment temperature was under or around 200°C. Analysis of variance (ANOVA) (Table 2) indicated that there was a significant difference at the level of 0.01 on model testing of mechanical properties of steam-heat-treated heartwood and sapwood respectively, as also on block testing. This result validated the veracity of the use of RCBD method to arrange experiments of steam-heat treatment of Chinese fir in this study.

Mechanical Properties of Steam-Heat-Treated Heartwood

A reduction in both MOR and MOE occurred at initiation of steam-heat treatment until the end, as can be seen from Table 1, compared to the MOR of 73 MPa and the MOE of 11 GPa in the untreated heartwood. However, the hardness increased slightly when the treatment temperature was under or around 200 °C for a short time, even at 215°C for 1h. Figure 1(a) shows that the MOR declined slowly from 170°C to 185°C at 1h. However, when the treatment temperature exceeded 185°C, this downward trend was accelerated suddenly. Overall, the MOR decreased with an increase in treatment time. With respect to the MOE, its downward trend was also accelerated once the treatment temperature was over 200°C, as can be seen from Fig. 2(a). Figure 2(a) also shows that the MOE slowly decreased with an increase in treatment time. The maximum loss values were 49% for MOR and 22% for MOE, respectively, at 230°C for 5 hrs. This result implied that the treatment temperature had a stronger effect on mechanical properties of wood than the treatment time. Furthermore, an interesting phenomenon was observed that the hardness increased at the initial stage of steam-heat treatment and decreased later, as can be seen in Fig. 3(a). Compared to 10 N/mm² of untreated heartwood, the increased relative change of 6% for hardness not only could be obtained at 170°C for 3 hours but also at 200°C for 2 hours. This implies that the same result could be achieved by lower temperature and longer time or by higher temperature and shorter time. This finding is very helpful to industries to save energy in a production line. In this study, the maximum increase of hardness was 13% obtained at 200°C for 1h (Table 1), while the maximum loss was 26%, obtained at 230°C for 5 hours (Table 1).

ANOVA results on mechanical properties of heartwood are shown in Table 2. The results showed a significant difference at the level of 0.01 between the treatment temperature and the MOR, MOE, and hardness respectively. A similar result also existed between the treatment time and aforementioned three properties. However, the interaction of treatment temperature and time had no significant difference in the MOR and MOE, except for the hardness. Multi-comparison results as shown in Table 3 indicated that there was a significant difference for the MOE at the level of 0.05 between adjacent two treatment temperatures, but for the MOR not including between 170°C and 185°C, and for the hardness not including from 170°C to 200°C. Regarding treatment time, the significant difference only existed between 1 to 3 hours for the MOR and 4 and 5 h for the MOE. Therefore, it is obvious that the treatment temperature has a stronger effect on mechanical properties of wood than time. In particular, a temperature of 200°C can be regarded as a critical point for modifying mechanical properties of wood.

Mechanical Properties of Steam-Heat-Treated Sapwood

It was observed that the sapwood specimen had a holocellulose content of 70% and an α -cellulose of 45%, while the heartwood specimen had a holocellulose of 68% and α -cellulose of 42% in this study determined according to China Standard GB/T 2677.10-1995 and GB/T 744-1989, respectively. Therefore, even the same treatment combination yields different effects on mechanical properties of wood. The MOR, MOE, and hardness of sapwood specimens increased at the initial stage of steam-heat treatment and decreased later, as seen in Table 1. At 170°C and 185°C, the increase of the MOR and MOE of treated sapwood, compared with 69 MPa and 12 GPa of untreated sample respectively, were decreased with an increase in treatment time. Figure 1(b) shows that the reduction of MOR was accelerated when the treatment temperature exceeded 200°C. Figure 2(b) also indicates the MOE was increased only at 170°C and 185°C for different treatment times, and then decreased with the elevated treatment temperature and time. The maximum loss of MOE was 22%, which was obtained at 230°C for 5 hrs. On the other hand, the hardness was increased remarkably under most treatment combinations. Compared to the hardness of 8 N/mm² in untreated sapwood, the maximum increase of 27% was achieved at 200°C for 2 hrs. Figure 3(b) shows that when the treatment temperature exceeded 200°C, a reduction of hardness occurred. This phenomenon implies the temperature of 200°C is a critical point for modifying mechanical properties of wood.

ANOVA results on mechanical properties of sapwood are shown in Table 2. There was a significant difference at the level of 0.01 between the treatment temperature and the MOR, MOE, and hardness, respectively. A similar difference also was found between the treatment time and aforementioned three properties. However, the interaction of treatment temperature and time had no significant effect on the MOE. Multi-comparison results, as shown in Table 3, indicated that there was a significant difference for the MOR at the level of 0.05 between adjacent two temperatures but not including between 170°C and 185°C, for MOE not including between 185°C and 200°C, and for hardness only between 200°C and 215°C. With respect to the treatment time, there was a significant difference only for the MOE between adjacent two treatment times, but neither for the MOR nor for the hardness. This result implied that the properties of wood have substantially difference between sapwood and heartwood.

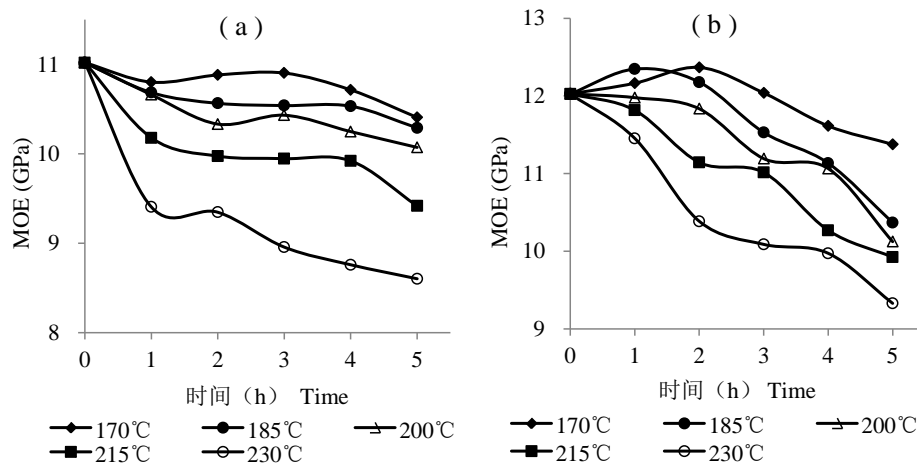


Fig. 2. MOE of untreated and steam-heat-treated Chinese fir heartwood (a) and sapwood (b)

Table 1. Relative Changes of Mechanical Properties of Steam-Heat-Treated Chinese Fir Heartwood and Sapwood

Properties	Time	Heartwood					Sapwood				
		170°C	185°C	200°C	215°C	230°C	170°C	185°C	200°C	215°C	230°C
Modulus of Rupture (%)	1h	1	3	14	24	29	-6	-3	4	14	19
	2h	3	8	16	26	33	-3	1	13	18	27
	3h	9	9	18	27	40	-1	1	23	27	42
	4h	10	11	21	30	43	-0.6	6	31	41	45
	5h	11	12	21	34	49	0.3	8	33	44	50
Modulus of elasticity (%)	1h	2	3	3	8	15	-1	-3	0.4	2	5
	2h	1	4	6	9	15	-3	-1	2	7	14
	3h	1	4	5	10	19	-0.1	4	7	8	16
	4h	3	4	7	10	21	3	7	8	15	17
	5h	6	7	9	15	22	5	14	16	17	22
Hardness (%)	1h	-0.3	-3	-13	-2	9	-0.3	-5	-23	-3	11
	2h	-3	-5	-5	5	16	-8	-24	-27	2	14
	3h	-6	-5	8	14	20	-10	-19	-1	8	16
	4h	3	-7	9	17	21	-12	-13	6	10	18
	5h	4	3	15	20	26	-13	-8	9	14	24

Note: relative change % = (value of after treatment – value of control) / value of control ×100%

DISCUSSION

Thermal modification is invariably performed between the temperatures from 180°C and 260°C, with temperatures lower than 140°C resulting in only slight changes in mechanical properties, such as the MOR and MOE, and higher temperatures resulting in unacceptable degradation to the substrate (Hill 2006). The result of mechanical properties of wood obtained in this study is in good agreement with this conclusion. Sundqvist et al. (2006) found that thermal treatment enhanced mechanical properties of wood at temperatures around 180 to 200°C for short treatment times. It was observed that the treatment temperature and time are two crucial factors affecting the final quality of steam-heat-treated wood, with the treatment temperature having a stronger effect than time.

The mechanical property of thermally treated wood usually depends on the degree of pyrolysis of three main organic components of wood, i.e. cellulose, hemicelluloses, and lignin. Generally speaking, wood begins to degrade obviously at a temperature of about 165°C (Stamm and Hansen 1937). Among the three main components, hemicel-

lulose is the most sensitive to temperature and decomposes much faster than cellulose, and cellulose decomposes faster than lignin (Stamm 1964; Yildiz et al. 2006). The three components behave differently during steam-heat treatment, since they have different structures and different distributions in wood cell walls, which also determine their functions in wood properties. As wood is heated, there is a decrease in its weight initially, due to the loss of bound water and volatile extractives, with less volatile extractives tending to migrate to the surface of the wood.

On the other hand, the holocellulose and α -cellulose content in thermal-treated Chinese fir heartwood, compared with untreated wood specimens, decreased from 3% to 21% with an increase of treatment temperature from 170 to 230°C and treating time from 1 to 5 hours, while the lignin content increased from 0.5% to 23% with the same treatment parameters, according to China standard GB/T 2677.10-1995, GB/T 744-1989 and GB/T 2677.8-94, respectively. Under the same treatment conditions, the holocellulose and α -cellulose content in thermal-treated sapwood decreased from 3% to 23% and 0.3% to 50%, respectively, while the lignin content increased from 0.5% to 37%. This result is regarded as one of the main proofs to explain the difference between steam-heat-treated heartwood and sapwood.

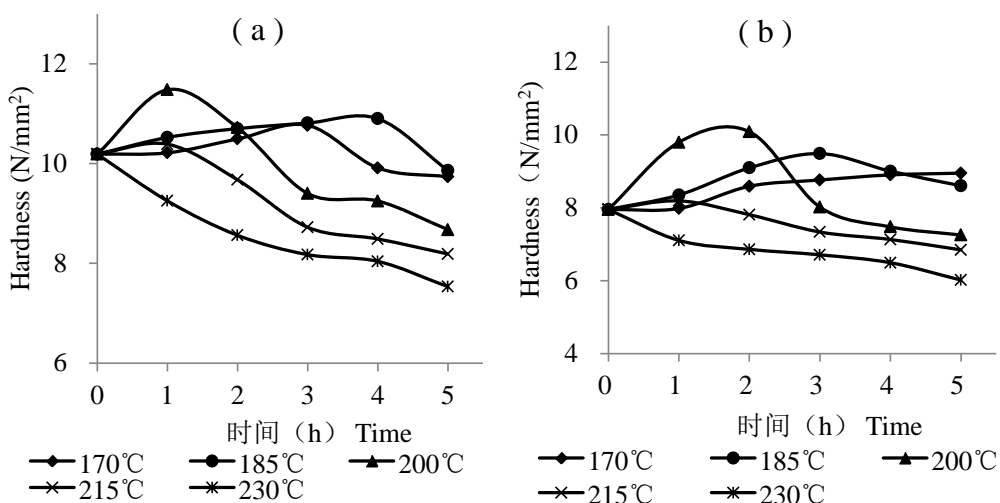


Fig. 3. Hardness of untreated and steam-heat-treated Chinese fir heartwood (a) and sapwood (b)

As the treatment temperature and time are increased, the most thermally labile polymeric components of the wood begin to degrade, resulting in the production of methanol, acetic acid, and various volatile heterocyclic compounds, such as furans, γ -valerolactone, and so on (Hill 2006; Bourgois and Guyonnet 1988; Sivonen et al. 2002). Loss of hemicelluloses leads to an increase in the degree of crystallinity of wood samples, in addition to those changes related to degradation/rearrangement of the amorphous cellulose content. The thermal degradation of cellulose and hemicelluloses is the main reaction in which the fiber chains become shorter and shorter along with the increase of temperature and time during the thermal treatment so as finally to decrease the mechanical properties of the wood.

Table 2. Repeated Two-way Analysis of Variance (ANOVA) on Mechanical Properties of Steam-heat-treated Chinese Fir Heartwood and Sapwood

Species	Source	DF	$P_r > F$		
			MOR	MOE	Hardness
Heartwood	Block	14	< .0001	< .0001	< .0001
	Temp.	4	< .0001	< .0001	< .0001
	Time	4	< .0001	0.0005	< .0001
	Temp.xTime	16	0.8962	0.9936	< .0001
	Model	38	< .0001	< .0001	< .0001
Sapwood	Block	14	< .0001	< .0001	< .0001
	Temp.	4	< .0001	< .0001	< .0001
	Time	4	< .0001	< .0001	0.0001
	Temp.xTime	16	0.0003	0.9745	0.0001
	Model	38	< .0001	< .0001	< .0001

Note: $\alpha=0.01$ **Table 3.** Multi-Comparison of Treating Parameters on Steam-Heat-Treated Chinese Fir Heartwood and Sapwood

Species	Factor	MOR		MOE	Hardness	
		Level	Duncan grouping	Duncan grouping	Level	Duncan grouping
Heartwood	Temp.	170°C	A	A	185°C	A
		185°C	A	B	170°C	A
		200°C	B	C	200°C	A
		215°C	C	D	215°C	B
		230°C	D	E	230°C	C
	Time	1h	A	A	1h	A
		2h	B	B A	2h	B A
		3h	C	B C	3h	B C
		4h	D C	C	4h	D C
		5h	D	D	5h	D
Sapwood	Temp.	170°C	A	A	185°C	A
		185°C	A	B	170°C	A
		200°C	B	B	200°C	A
		215°C	C	C	215°C	B
		230°C	D	D	230°C	B
	Time	1h	A	A	2h	A
		2h	B A	B	1h	B A
		3h	B C	C	3h	B A
		4h	D C	D	4h	B A
		5h	D	E	5h	B

Note: $\alpha=0.05$

CONCLUSIONS

In this paper it has been shown that steam-heat treatment is an efficient, environmentally friendly method to modify the mechanical properties of wood. The MOR, MOE, hardness of Chinese fir sapwood, and hardness of heartwood improved when temperatures were under or around 200°C for short treatment times. Once the treatment temperature exceeded 200°C, the pyrolysis and degradation reaction became more serious, incrementally destroying the construction and content of cellulose, hemicelluloses, and lignin in cell wall of wood, eventually leading to a serious reduction in mechanical properties of wood. Therefore, the temperature of 200°C can be considered as a critical point in terms of modifying wood's mechanical properties. It was concluded based on plenty of experimental data in this study that the treatment temperature and time are two important factors in steam-heat treatment of wood, while the treatment temperature has a stronger effect than time.

In order to control and minimize the loss of mechanical properties of wood by steam-heat treatment, a good suggestion would be that the treatment temperature should be controlled below or about 200°C. It is recommended to choose a reasonable treatment temperature and time according to the desired final properties of wood products and energy saving plans.

ACKNOWLEDGEMENTS

This research was funded by the National Natural Science Foundation of China (No. 30825034).

REFERENCES CITED

- Bekhta, P., and Niemz, P. (2003). "Effect of high temperature on the change in color, dimensional stability and mechanical properties of spruce wood," *Holzforschung* 57(5), 539-546.
- Bourgois, J., and Guyonnet, R. (1988). "Characterization and analysis of torrefied wood," *Wood Science and Technology* 22, 143-155.
- GBT. (1991). "Standard method for determining wood physical and mechanical properties," *Chinese Standard GB/T 1927~1943-91*.
- GBT. (1995). "Fibrous raw material- Determination of holocellulose," *Chinese Standard GB/T 2677.10-1995*.
- GBT. (1989). "Pulps- Determination of α -cellulose," *Chinese Standard GB/T 744-1989*.
- GBT. (1994). "Fibrous raw material – Determination of acid-insoluble lignin," *Chinese Standard GB/T 2677.8-94*.
- Hill, C.A.S. (2006). *Wood modification: Chemical, Thermal and Other Processes*, John Wiley & Sons, Ltd.
- Jämsä, S., and Viitaniemi, P. (2001). "Heat treatment of wood – Better durability without chemicals," pages 17-22 in Review on heat treatments of wood, Proceedings of the

- special seminar held in Antibes, France, on 9 February 2001, Forestry and Forestry Products, France. *COST Action E22, EUR 19885, Edited by A. O. Rapp.*
- Japanese Industrial Standards (JIS) (1994). “Z 2101-1994, Methods of test for woods.”
- Kamdem, D. P., Pizzi, A., and Jermannaud, A. (2002). “Durability of heat-treated wood,” *Holz als Roh- und Werkstoff* 60, 1-6.
- Korkut, S., Akgül, M., and Dündar, T. (2008). “The effects of heat treatment on some technological properties of Scots pine (*Pinus sylvestris* L.) wood,” *Bioresource Technology* 99, 1861-1868.
- Kubojima, Y., Okano, T., and Ohta, M. (2000). “Bending strength and toughness of heat-treated wood,” *Journal of Wood Science* 46, 8-15.
- Militz, H., and Tjeerdsma, B. (2001). “Heat treatment of wood by the Plato-process. Pages 23-34 in Review on heat treatments of wood,” Proceedings of the special seminar held in Antibes, France, on 9 February 2001, Forestry and Forestry Products, France. *COST Action E22, EUR 19885, Edited by A. O. Rapp.*
- Millett, M. A., and Gerhards, G. C. (1972). “Accelerated aging: Residual weight and flexural properties of wood heated in air at 115C to 170 C,” *Wood Science* 4(4), 193-201.
- Navi, P., and Girardet, F. (2000). “Effects of thermo-hydro-mechanical treatment on the structure and properties of wood,” *Holzorschung* 54, 287-293.
- Poncsák, S., Kocafe, D., Bouazara, M., and Pichette, A. (2006). “Effect of high temperature treatment on the mechanical properties of birch (*Betula papyrifera*).” *Wood Science and Technology* 40, 647-663.
- Rapp, A. O., and Sailer, M. (2001). “Heat treatment of wood in Germany – State of the art,” pages 43-60 in review on heat treatments of wood, Proceedings of the special seminar held in Antibes, France, on 9 February 2001, Forestry and Forestry Products, France. *COST Action E22, EUR 19885, Edited by A. O. Rapp.*
- Rusche, H. (1973). “Thermal degradation of wood at temperatures up to 200 C – Part I: strength properties of dried wood after heat treatment,” *Holz als Roh- und Werkstoff* 31, 273-281.
- Santos, J. A. (2000). “Mechanical behavior of eucalyptus wood,” *Wood Science and Technology* 34, 39-43.
- Shi, J. L., Kocafe, D., and Zhang, J. (2007). “Mechanical behavior of Québec wood species heat-treated using Thermo Wood process,” *Holz als Roh- und Werkstoff* 65, 255-259.
- Sivonen, H., Maunu, S. L., Sundholm, F., Jämsä, S., and Viitaniemi, P. (2002). “Magnetic resonance studies of thermally modified wood,” *Holzforchung* 56, 648-654.
- Stamm, A. J., and Hansen, L. A. (1937). “Minimizing wood shrinkage and swelling. Effect of heating in various gases,” *Industrial & Engineering Chemistry* 7, 831-833.
- Stamm, A. J. (1964). “Wood and cellulose science,” *The Ronald Press Company*, New York.
- Stamm, A. J., Burr, H. K., and Kline, A. A. (1946). “Heat stabilized wood (STAYBWOOD),” Rep. no. R1621. *Forestry Products Laboratory*, Madison, USA. 1-7.
- Sundqvist, B., Karlsson, O., and Westermark, U. (2006). “Determination of formic-acid

and acetic acid concentrations formed during hydrothermal treatment of birch wood and its relation to colour, strength and hardness,” *Wood Science and Technology* 40, 549-561.

Syrjänen, T. (2001). “Production and classification of heat treated wood in Finland,” pages 7-16 in review on heat treatments of wood, Proceedings of the special seminar held in Antibes, France, on 9 February 2001, Forestry and Forestry Products, France. *COST Action E22, EUR 19885, Edited by A. O. Rapp.*

Tong, Y. P. (2005). “Study on the structure of bordered pit membrane and micropores on margo of *Cunninghamia Lancelata* tracheid,” Master thesis, Beijing Forestry University, China.

Vernois, M. (2001). “Heat treatment of wood in France – State of the art,” pages 35-42 in review on heat treatments of wood, Proceedings of the special seminar held in Antibes, France, on 9 February 2001, Forestry and Forestry Products, France, *COST Action E22, EUR 19885, Edited by A. O. Rapp.*

Yildiz, S., Gezer, E. D., and Yildiz, U. C. (2006). “Mechanical and chemical behavior of spruce wood modified by heat,” *Building and Environment* 41, 1762-1766.

Article submitted: December 13, 2012; Peer review completed: January 15, 2012;
Revised version received: January 18, 2012; Accepted: January 19, 2012; Published:
January 22, 2012.