

NC STATE UNIVERSITY

Spring 2012



the crafts
center

A special thanks to the Dover Foundation, the Fox Family Foundation, and our family of volunteers & affiliated crafts guilds for their generous support.



Cover image by Crafts Center instructor Gary Knight

The Crafts Center is funded primarily by NC State student fees and community participation. The programs and facilities are open to everyone with the following qualifications: **for woodshop, lapidary, darkroom, glass, jewelry & metals classes or studio passes**, participants must be age **18 or older and have health insurance**; for all other classes, participants must be age 14 or older.

CLASS AND WORKSHOP FEES

I Student price

fee paying NC State student (*not spouses*)

II Affiliate price

Alumni*; parent of NC State student;
NC State employee*; non-fee paying NC State student*; Encore student; senior citizen (60+)*
(*discount not extended to spouses)

III Base price

general public

PAYMENT: Payment may be made by cash, check or money order made payable to **University Student Center**. Checks returned by your bank for any reason will incur a \$25 return check fee.

CANCELLATIONS: Staff must be notified of a cancellation 7 days before the class or workshop begins for a refund; \$10 is non-refundable.

Multiple Class Discount:

If registered for one class or one workshop, pay the Level I price for one additional class of equal or lesser value taken in the same semester. Workshops are not discounted.

Spring 2012 Schedule

(Daily calendar now available on web)

Monday, Wednesday, Friday: 2 - 10 pm
Tuesday & Thursday: 10 am - 10 pm
Saturday & Sunday: 12:30 - 5 pm

Nov. 28 Spring registration for NC State students begins*

Dec. 12 Registration begins for all other groups*

Jan. 11 Open for spring semester, 2:00 pm

Jan. 11 *Poetic Portraits of a Revolution* Exhibition begins (ends Mar. 2)

Jan. 13 Close at 6:00 pm for MLK weekend

Jan. 17 Open at 10:00 am

Jan. 20-21 *Lie-Nielsen Hand Tool Event*: Fri., 10am-6pm & Sat., 10am-5pm.

Feb. 3 *Ben Owen* presentation, 7:00 pm

Mar. 2 Close at 6:00 pm for Spring Break

Mar. 12 Open at 2:00 pm

Mar. 23 *Jayne Redman* presentation, 7:00 pm

Apr. 4 Close at 10:00 pm for Spring Holiday

Apr. 9 Open at 2:00 pm

Apr. 23 Summer registration for NC State students begins*

Apr. 25 *Windhover* Reception, 6:00 pm

May 1 Close for semester at 10:00 pm

May 7 Summer registration begins for all other groups*

May 21 Open for summer semester, 2:00 pm

*No registrations accepted prior to designated registration date.

Look for exhibitions, special events and additional activities on our website: www.ncsu.edu/crafts.

STUDIO USE FEES

Studio passes are available to those not taking a class; first time users must complete an orientation before using the facilities. Studio access may be limited or unavailable during class times. Fees apply to current semester only.

STUDIO/FEE:	I	II	III
Clay	\$45	\$72	\$89

14 and older; access to studio with pottery equipment; slips, glazes & firings included; user must purchase clay from the Crafts Center.

Darkroom	\$39	\$63	\$77
-----------------	-------------	-------------	-------------

18 and older/insurance required; access to fully equipped darkroom, user provides chemicals and paper.

Fibers	\$22	\$40	\$44
---------------	-------------	-------------	-------------

14 and older; access to floor looms, spinning wheels, & fiber arts library (limited passes are available).

Glass	\$39	\$63	\$77
--------------	-------------	-------------	-------------

18 and older/insurance required; access to studio equipment; glass; some flat glass & glass rod available for purchase by students & pass holders only.

Jewelry/Metals	\$39	\$63	\$77
-----------------------	-------------	-------------	-------------

18 and older/insurance required; access to tools, acetylene torches, and metal working equipment.

Lapidary	\$39	\$63	\$77
-----------------	-------------	-------------	-------------

18 and older/insurance required; access to faceting equipment, cabochon machines, and rock saw.

Woodshop	\$45	\$72	\$89
-----------------	-------------	-------------	-------------

18 and older/insurance required; access to fully-equipped woodshop; a variety of wood is available for purchase.

* studio fees for last half of semester reduced by 40%

Studio Use Fee Discount with Workshop:

Workshop participants can purchase a studio pass for the studio related to the workshop at the Level I price.

PHONE: 919-515-2457

MAILING ADDRESS:

The Crafts Center, Campus Box 7320
NC State University, Raleigh, NC 27695

LOCATION: Lower level of Thompson Hall, corner of Jensen Dr. & Dunn Ave., across from the Coliseum Parking Deck. (see website for driving directions and bus route information)

ACCESSIBILITY: Public areas of the building are wheelchair accessible. If needs are anticipated, please notify our staff at registration.

Daytime parking deck permits for use by visitors can be purchased at the Crafts Center for \$2.00 per day. Parking in the deck after 5:00 pm on weekdays and all day on weekends is free.

Please check applicable price category and complete all requested information, including participant's agreement and insurance, if applicable. (July 2011)

Level I – Student Price*
 Student ID# _____
 Class: Fresh Soph Junior Senior Grad
 Academic Dept. _____
 * for fee paying NCSU students only; this price is unavailable to tuition waiver recipients, non-fee students, and spouses.

Level II – Affiliate Price
 _____ NCSU alumni *(Class of _____);
 _____ NCSU employee*;
 _____ Parent of current NCSU student;
 _____ Non-fee paying or Encore student*;
 _____ Senior citizen (60+)*
 (*discount not extended to spouses)

Level III – Base Price
 General Public
NOTE: Minimum participant age for glass, lapidary jewelry/ metals, wood & photography classes is 18 years of age; for all other classes, participants must be 14 years of age.

OFFICE USE ONLY
 Year _____ Semester: Summer Fall Spring

Workshop or Class	Amount Paid (Date & Initials)	Amount Refunded (Date & Initials)

PLEASE PRINT: (if parent of a current student, list student's name after yours)
 E-mail _____
 Name _____
 Address _____
 City _____ State _____ ZIP _____

Phone Numbers:
 Home (____) _____
 Work (____) _____
 Cell (____) _____

Title/Section	Class Fee	Supply Fee	Alternate (if first choice is full)
---------------	-----------	------------	-------------------------------------

Class/Workshop _____	\$ _____	\$ _____	_____
Class/Workshop _____	\$ _____	\$ _____	_____
Class/Workshop _____	\$ _____	\$ _____	_____
Class/Workshop _____	\$ _____	\$ _____	_____
Class/Workshop _____	\$ _____	\$ _____	_____
Class/Workshop _____	\$ _____	\$ _____	_____
Studio Use (renewals only)	\$ _____		

glass jewelry/metals fibers
 wood photography clay lapidary
 Sub Totals: \$ _____ + \$ _____ = Total of \$ _____
Checks returned by your bank for any reason will incur a \$25 return check fee.

PARTICIPANT AGREEMENT

All Participants Must Read and Sign:
 I understand that I am participating in the Crafts Center program at NC State for my own personal benefit. As a participant of the Crafts Center program, I agree to exercise prudent caution and to observe all safety rules. As a condition of participating in this program, I understand that I am subject to all rules, regulations, and requirements as to conduct at NC State, including the Code of Student Conduct and North Carolina laws. In addition, I acknowledge that disruptive behavior or action on my part may be grounds for class or studio removal. I accept personal responsibility to use all safety measures required and posted in the area where I am working. I am aware of the potential danger of improper use of craft equipment. If I am unfamiliar with a procedure or operation, I will ask the area supervisor for help or advice. I share the responsibility to maintain a clean and safe work area and agree to return tools to their assigned storage areas. I agree to release, hold harmless and indemnify NC State, its trustees, officers, employees, and agents against all claims for bodily injury or property damage arising out of my use of these facilities and participation in this program. I also understand that publicity photographs may be taken at any time and that I must opt-out if I do not want my picture used. If my photograph is used, I also waive any right that I may have to inspect and/or approve the finished product or the advertising copy that may be used in connection with these photographs or pictures or the use to which it may be applied, and I waive any right to royalties or other compensation arising from or related to the use of the photographs.
For Glass, Lapidary, Jewelry/Metals, Photography & Wood Class Participants: Minimum age 18; health insurance required.
 I am covered by Health Insurance with the following company:
 Company Name _____
 Policy # _____ Expires: _____ Date _____
 Participant Signature: _____
 Parent/Guardian (if minor) _____

Make checks payable to:
University Student Center
 Mail payment and form to:
The Crafts Center
Campus Box 7320
N. C. State University
Raleigh, NC 27695-7320
 or put in The Crafts Center "Drop Box"
 No registrations accepted prior to designated registration date

Contribute to The Crafts Center
 Brita Tate Endowment \$ _____
 Enhancement Fund \$ _____

Multiple Class Discount
 If registered for one class or one workshop, pay the Level I price for one additional class of equal or lesser value taken in the same semester.
Workshops are not discounted.

ART ON PAPER

Participants must be age 14 or older.

CALLIGRAPHY

Instructor: Robin Harper

Have you seen and admired some of the beautiful and various writing styles that are collectively known as calligraphy? Have you ever wanted to try it yourself? This class will introduce you to the basics and get you started on learning this ancient art. And even though it is considered an "art form," you need not have "artistic skills" to do it. Calligraphy is a practice in which the old adage "one percent inspiration and ninety-nine percent perspiration" really applies! In addition to instruction, plenty of time will be devoted to supervised practice. You will be introduced to three fonts: the familiar Italic font, the Uncial or Early Christian font, and the Old English font. After this six-week class, you will be well on your way to using calligraphy for all kinds of purposes, from making things for others to just enjoying it for yourself. **A materials fee of \$7 is payable to the instructor at the first class.**

Monday evenings for 6 weeks, 7:00 - 9:00 pm, beginning January 23

Class fee
I = \$33
II = \$59
III = \$65

WATERCOLOR I – BASIC WATERCOLOR

Instructor: Laura Azzi



For beginners only. Students will be taught the basics, from brush strokes to color mixing to applying water media paint. Color theory and composition will be covered. Come express your creative self through watercolor for relaxation and enjoyment. Students will receive a supply list upon registration and should expect to pay \$35 – \$45 for supplies at a local art supply store. *See Laura's paintings on her website: www.lauraazzi.com.*

Section A: Tuesday evenings for 6 weeks, 6:30 - 9:30 pm, beginning January 24

Section B: for NC State students only - Friday mornings for 6 weeks, 9:45 am - 12:15 pm, beginning January 27

Section A
Class fee
I = \$49
II = \$88
III = \$98

Section B
Class fee
I = \$41

ACRYLIC PAINTING I

Instructor: Kirk Adam



An excellent class for beginners who have never painted. You'll learn about composition, value, materialism, space, volume, techniques, and color. Students work from still life to learn skills and then have the opportunity to paint their desired subjects. Students are responsible for providing their own supplies and will receive a supply list upon registration. *Expect to pay ~\$40-\$100 for supplies (depending on the items & brands you choose to purchase).*

Thursday evenings for 6 weeks, 6:30 - 9:30 pm, beginning January 26

Class fee
I = \$49
II = \$88
III = \$98

WATERCOLOR II – CREATIVE WATERCOLOR TECHNIQUES

Instructor: Laura Azzi



Those who have previously learned the basics of watercolor will expand their knowledge of layering with color, light and texture to create natural and expressive paintings. Mixed media techniques will also be explored. Students are responsible for providing their own supplies and will receive a supply list upon registration. (If you have no supplies on hand, expect to pay \$35 – \$45 for supplies at a local art supply store.) *See Laura's paintings on her website: www.lauraazzi.com.*

Tuesday evenings for 6 weeks, 6:30 - 9:30 pm, beginning March 13

Prerequisites: Watercolor I class or equivalent

Class fee
I = \$49
II = \$88
III = \$98

ART ON PAPER

continued



VARIATIONS ON COPTIC BOUND BOOKS

Instructor: Anne McLean (an NC State student)

Some previous experience recommended. Students will review the basic skills used in decorating book covers, tearing and folding signatures, and stitch binding. Students will enhance their knowledge of Coptic binding by using variations in the stitches to create patterns and colorful designs. Decorative paper will be provided for the covers, but feel free to bring your own paper or fabric. Book sizes: Small Starter Book, 10 cm x 8 cm; Medium Rectangular Book, 17 cm x 13 cm; Long Rectangular Book, 13.5 cm x 20 cm; Square Book, 20 cm x 20 cm.

Monday evenings for 6 weeks, 6:30 - 9:30 pm, beginning March 12

Supply Fee


\$36

Class fee

I = \$49

II = \$88

III = \$98



ACRYLIC PAINTING II

Instructor: Kirk Adam

For the painter who has knowledge of acrylics and desires to continue learning acrylic painting. Each week we will explore different acrylic painting exercises, learn different techniques, and refine your skill as you bring confidence into your new artwork possibilities. Students will experiment with abstraction, color combinations, composition, and new material. During class, students will work on their own painting projects. Students are responsible for providing their own supplies and will receive a supply list upon registration. If you have no supplies on hand, expect to pay~ \$40-\$100 for supplies (depending on the items & brands you choose to purchase).

Thursday evenings for 6 weeks, 6:30 - 9:30 pm, beginning March 15 (skip April 5)

Prerequisites: *Acrylic Painting I* or equivalent

Class fee

I = \$49

II = \$88

III = \$98

PAINTING SPRING FLOWERS IN WATERCOLOR

Instructor: Laura Azzi

No experience needed. With the burst of spring comes a vibrant array of bold color. Painting those wonderfully scented flowers is easier than you think. Using a simple palette of color and uncomplicated techniques, you will create the flowers that herald spring and take home treasured paintings to view year round. Students are responsible for providing their own supplies and will receive a supply list upon registration. (If you have no supplies on hand, expect to pay \$35 - \$45 for supplies at a local art supply store.) See *Laura's paintings* on her website: www.lauraazzi.com.

Wednesday evenings for 4 weeks, 6:30 - 9:30 pm, beginning March 21

Class fee

I = \$33

II = \$59

III = \$65

NC State Students Only:

Watercolor I on Friday mornings and *Crafting in the Afternoon: Sessions C & D* - find all the details in the ***Especially for NCState Students*** section of this brochure.

WORKSHOPS

See the ***Workshops*** section of this brochure for details about these weekend workshops: *Creating Rocks & Trees in Watercolor*.

CLAY

For clay classes and studio use, participants must be age 14 or older. All clay classes include a pass for access to the studio for the current semester. The clay studio is available for use without taking a class; see Studio Use Fees for more information. Except for classes requiring supply fees, individuals must provide their own tools and purchase clay from the Crafts Center.



INTRODUCTION TO THE POTTER'S WHEEL

Instructors: Section A: **Edge Barnes**; Section B: **Gaines Bailey**;
Section C: **Sophia-Ann Williams**; Section D: **Jo Ellen Westmoreland**;

Would you like to learn how to work on the pottery wheel? This class covers the fundamentals of throwing basic forms: wedging, centering, forming and pulling walls to make cylinder forms, mugs, bowls and vases. You then will learn to trim and glaze to create finished pots. Practice time outside of class is strongly suggested to develop throwing skills.

Section A: **Monday evenings for 6 weeks, 6:30 - 9:30 pm, beginning January 23**

Section B: **Tuesday evenings for 6 weeks, 6:30 - 9:30 pm, beginning January 24**

Section C: **Thursday mornings for 6 weeks, 10:00 am - 1:00 pm, beginning January 26**

Section D: *for NC State students only* - **Friday mornings for 6 weeks, 9:45 am - 12:15 pm, beginning January 27**

Supply fee
\$18

Sections A-C

Class fee

I = \$49

II = \$88

III = \$98

Section D

Class fee

I = \$41



CONTINUING WHEEL

Instructors: Section A: **Edge Barnes**; Section B: **Gaines Bailey**

This class is for students who understand the basics of centering and pulling up and would like to continue exploring their skills. Demonstrations will include small plates, lidded pots, pitchers, handles, etc. Students' skill levels will help direct this class. Practice time outside of class is strongly suggested to develop throwing skills.

Section A: **Monday evenings for 6 weeks, 6:30 - 9:30 pm, beginning March 12**

Section B: **Tuesday evenings for 6 weeks, 6:30 - 9:30 pm, beginning March 13**

Prerequisites: *Introduction to the Potter's Wheel* or equivalent

Supply Fee
\$18

Class fee

I = \$49

II = \$88

III = \$98

CLAY BIRDHOUSES

Instructor: **Marina Bosetti**

This class is for intermediate-level handbuilding folks, but beginners are welcome. Using slabs and other handbuilding techniques we will be making homes for North Carolina bluebirds, wrens, and nuthatches. Students will also be instructed on the components of what makes a functioning bird haven. Houses constructed in this class will be compliant with the annual JC Raulston Arboretum's Bird House Contest that takes place in April, should a student wish to participate. *For more about Marina and her work, visit www.bosettiarttile.com.*

Monday evenings for 6 weeks, 6:30 - 9:30 pm, beginning January 23

Prerequisites: Introductory handbuilding class or equivalent experience



Supply fee
\$18

Class fee

I = \$49

II = \$88

III = \$98

FOUNDATIONS OF HANDBUILDING

Instructor: **Mila Holy**

No experience necessary. Begin working with clay by handbuilding a variety of objects such as cups, bowls, plates and vases - all without touching a potter's wheel! This class introduces students to many handbuilding techniques, including use of the slab roller and extruder, for creating functional and decorative work while preparing them for continuing studio use. Surface decoration and glazing will also be addressed.

Wednesday evenings for 6 weeks, 6:30 - 9:30 pm, beginning January 25



Supply Fee
\$18

Class fee

I = \$49

II = \$88

III = \$98

CLAY

continued

FLOWER POTS

Instructor: Julie Olson

An intermediate to advanced level class. This class will explore pots that hold flowers. There are many techniques to be learned in this class to make fun and useful pots to grow plants and display cut flowers - herb pots, orchid pots, and others. Altered, compound and closed forms are a few of the techniques we will cover. For more about Julie and her work, visit www.whiteoakartworks.com.

Wednesday evenings for 6 weeks, 6:30 - 9:30 pm, beginning January 25

Prerequisites: Intermediate to advanced throwing skills

Supply Fee
\$18
Class fee
I = \$49
II = \$88
III = \$98

THROWING BIGGER

Instructor: Edge Barnes

An intermediate to advanced level class. This class is for both the potter who wants to throw BIG stuff as well as the one who's reached a plateau in size and wants to move up to the next level. Instruction will include a variety of methods for making larger vessels as well as how to handle more clay and get more out of what you already can manage to throw. Methods will include capping, joining sections, adding coils, slabs and donuts, and coil/throw.

Thursday evenings for 6 weeks, 6:30 - 9:30 pm, beginning January 26

Prerequisites: Intermediate to advanced throwing skills

Supply Fee
\$18
Class fee
I = \$49
II = \$88
III = \$98



SETS WITH TRAYS

Instructor: Julie Olson

An advanced level class. Students will be driven to explore pottery components such as lids, handles and spouts, while throwing tall with consistent even-walled cylinders. Wow, that's a lot! With emphasis on design rather than technique, students will create trays to complement with items such as cream and sugar sets. For more about Julie and her work, visit www.whiteoakartworks.com.

Wednesday evenings for 6 weeks, 6:30 - 9:30 pm, beginning March 14

Prerequisites: Intermediate to advanced throwing skills

Supply Fee
\$18
Class fee
I = \$49
II = \$88
III = \$98

For NC State Students Only:

Introduction to the Potter's Wheel on Friday mornings and *Crafting in the Afternoon: Sessions A & B* - find all the details in the ***Especially for NC State Students*** section of this brochure.

WORKSHOPS

See the **Workshops** section of this brochure for details about our *Raku Firing* weekend workshop.

FIBERS

Participants must be age 14 or older. Weaving & spinning wheel classes include a pass for access to the studio for the current semester. The fibers studio is available for use without taking a class; see Studio Use Fees for more information.



CROCHET I

Instructor: Kelly McFadden (an NC State student)

In this beginning crochet class, you will learn basic stitches and techniques such as changing colors and joining pieces. Five projects will be made throughout the class including a scarf, dishcloth, and hat. Students will receive a supply list upon registration and should expect to pay up to \$30 for supplies.

Tuesday evenings for 6 weeks, 7:00 – 9:00 pm, beginning January 24

Class fee

I = \$33

II = \$59

III = \$65



WEAVING ON A FLOOR LOOM

Instructor: Shelly King

Learn to weave! You will wind a warp, dress your loom and weave it off. Beginners to the craft will explore twill patterns and other weaving techniques before completing a woven scarf. For continuing students: it would be helpful to have your project planned before the first class. Class fee includes use of the looms through the end of the semester. Visit Shelly's website at www.designbydea.com to view images of her work.

Tuesday evenings for 6 weeks, 6:30 – 9:30 pm, beginning January 24

Supply fee

\$29

Class fee

I = \$49

II = \$88

III = \$98

HAND SPINNING

Instructor: Rachel Cook (an NC State student)

Learn to spin wool and cotton fibers into yarn! Students in this beginning level class will use both a drop spindle and a spinning wheel, and will also learn carding, blending, and plying.

Wednesday evenings for 6 weeks, 6:30 – 9:30 pm, beginning January 25

Supply fee

\$23

Class fee

I = \$49

II = \$88

III = \$98



BASKET WEAVING

Instructor: Barbara McGeachy

Weave three different baskets with slotted wood bases. A wood base makes a basket quicker to weave and creates a handsome, sturdy basket. Use natural and dyed rattan reed and sea grass to make each basket uniquely your own! The wood bases are a round base, a long oval base with a wood handle, and a choice of the peanut or cabin boy base. A materials fee of \$35 is payable to instructor, due at first class.

Thursday evenings for 6 weeks, 6:00 – 9:00 pm, beginning January 26



Class fee

I = \$49

II = \$88

III = \$98

For NC State Students Only:

Crafting in the Afternoon: Sessions I & J - find all the details in the **Especially for NC State Students** section of this brochure.

GLASS

For glass classes and studio use, participants must be 18 and have health insurance. All classes include a pass for access to the glass studio for the semester. The studio is available for use without taking a class; see Studio Use Fees for more information.



DECORATIVE GLASS BEAD MAKING

Instructor: Kathy Driggers

A beginner's class. Make really cool jewelry beads from molten glass! Learn to layer-in colors and patterns into a growing bead as you shape the glass around a turning metal mandrel. Supply fee includes glass rod and fuel for use during class. Closed-toe shoes and 100% cotton clothing should be worn (long-sleeved shirt and jeans), and long hair should be tied back.

Thursday evenings for 6 weeks, 6:30 - 9:30 pm, beginning January 12

Supply fee


\$22

Class fee

I = \$49

II = \$88

III = \$98



INTRODUCTION TO STAINED GLASS

Instructor: Deborah Rodgers

Add some color to your world! Learn to cut, foil and solder flat glass using the Tiffany copper foil method while making a simple sun catcher. Students in this beginning level class will create an 8" x 11" panel using a pattern of their choice. The supply fee includes glass and materials used to make the sun catcher and the panel.

Wednesday evenings for 6 weeks, 6:30 - 9:30 pm, beginning January 18

Supply fee

\$25

Class fee

I = \$49

II = \$88

III = \$98



CONTINUED BEAD MAKING

Instructor: Betty Fetvedt

Have you completed the introductory class and are you still hungry to learn more? Betty will work with each student to help them become the bead maker they want to be. Say goodbye to MAPP gas and say hello to a more focused workshop environment where the students will spend intense quality time learning on the Crafts Center's natural gas-oxygen torch system. See Betty's work at www.bijoux-de-terre.com.

Thursday evenings for 4 weeks, 6:30 - 9:30 pm, beginning March 1 (skip March 8)

Prerequisites: Students must be proficient in the basics of lampwork bead making

Supply fee

\$30

Class fee

I = \$33

II = \$59

III = \$65



THE ART OF FUSING & SLUMPING

Instructor: Jean Cheely

An introductory class. Fuse art glass into forms including jewelry components, small plates and candleholders. This class combines the excitement of kiln fusing and forming with cutting techniques found in flat glass work. Supply fee includes glass and use of tools for projects made during class. Visit Jean's website at www.jeancheely.com.

Monday evenings for 4 weeks, 6:00 - 9:00 pm, beginning March 12

Supply fee

\$28

Class fee

I = \$33

II = \$59

III = \$65



BEYOND BASIC FLAT GLASS

Instructor: Deborah Rodgers

Design and construct your own box, lantern, or any other three-dimensional project in glass! For those with basic skills in glass, this is an excellent opportunity to advance technique while working to make a special piece that fills your own sense of need. The supply fee covers a generous amount of glass and other supplies. Solder will be available for purchase.

Wednesday evenings for 6 weeks, 6:30 - 9:30 pm, beginning March 14

Prerequisites: Experience in Introductory Stained Glass

Supply fee

\$25

Class fee

I = \$49

II = \$88

III = \$98



PICTURE FRAMES IN GLASS

Instructor: Deborah Rodgers

Frames make a great gift! And, since Graduation and Mother's Day are just around the corner, there's no better time to spend a weekend designing and making picture frames. For those with basic skills in glass, this workshop will explore fusing, object encapsulation, and the creation of other non-traditional glass frames. Materials for two frames are provided in the supply fee.

Friday March 16, 6:30-9:30 pm; Saturday & Sunday, March 17 & 18, 10 am - 5 pm

Prerequisites: Basic stained glass skills

Supply fee

\$20

Class fee

I = \$46

II = \$83

III = \$92

For NC State Students Only:

*Crafting in the Afternoon: Sessions E & F - find all the details in the **Especially for NC State Students** section of this brochure.*

JEWELRY & METALS

For jewelry & metals classes and studio use, participants must be 18 and have health insurance.

All classes include a pass for access to the jewelry studio for the semester. The studio is available for use without taking a class; see Studio Use Fees for more information.



METAL JEWELRY: DISCOVER YOUR PERSONAL STYLE

Instructor: Mary Ann Scherr

For all skill levels. Explore a mix of tools with a strong emphasis on design and personal expression. Boundaries for accomplishment will be determined by the complexity of technique to be learned. Experimentation is encouraged. Supply fee covers basic lab needs and Nu-Gold (bronze) used in making the initial project. Purchase of additional metals will be discussed during the first class. *Visit Mary Ann's website at www.maryannscherr.com.*

Tuesdays for 6 weeks, 10:00 am – 3:00 pm, beginning January 24

Supply fee

\$22

Class fee

I = \$82

II = \$147

III = \$163



KUMIHIMO – Japanese Braiding

Instructor: Naomi Proforsky

For both beginner and intermediate level beaders. Learn the traditional Japanese braiding technique of Kumihimo used to create beautiful bracelets, necklaces and lariats from threads and beads. Incorporate seed beads and/or add lampworked beads and finish your piece with a little metal working. The supply fee covers beads and all materials for the projects. A kit including the disc and bobbins will be available for use during class and may be purchased separately for \$15.

Wednesday evenings for 3 weeks, 6:30 - 9:30 pm, beginning February 15

Supply fee

\$15

Class fee

I = \$25

II = \$44

III = \$49

OPEN GUIDED JEWELRY STUDIO

Instructor: Sissy Marshall

Available only to those enrolled in a Crafts Center jewelry class or who have a current jewelry studio pass. Are you uncomfortable using the jewelry studio on your own and in need of a little assistance in completing that special jewelry project? If so, we invite you to come in and enjoy a little open studio time under Sissy's watchful eye and helpful hands. You provide the idea and materials and Sissy will assist you with all your fabrication needs!

Thursday evenings, 6:30 pm. – 9:30 pm., Feb. 23; Mar. 1, 15 & 22; Apr. 12 & 19

No charge for those who are taking a class or who have a current studio pass



THE PHOTOCOPY PATTERNED BRACELET

Instructor: Lillian Jones

Make a cool linked cuff! The focus for this class will be in the making of an articulated bracelet. Working mostly with copper, nu-gold and silver, students will learn the acid-free photocopy transfer method of texturing metal, hammer texturing, roller printing & appliqué as a means for embellishing links for a serious fashion statement. *Visit Lillian's website at www.enamellist.com.*

Monday evenings for 6 weeks, 6:30 - 9:30 pm, beginning March 12

Supply fee

\$50

Class fee

I = \$49

II = \$88

III = \$98



SPRING SPARKLE WITH BEADS

Instructor: Naomi Proforsky

For both beginner and intermediate level beaders. Bead a stunning Russian spiral bracelet and complete the look by creating a focal point clasp using netted ring and herringbone stitches. In addition, students will learn triangle weaving to make a crystal adorned ring. Purchase additional beads to extend your bracelet to necklace length.

Wednesday evenings for 3 weeks, 6:30 - 9:30 pm, beginning March 14

Supply fee

\$18

Class fee

I = \$25

II = \$44

III = \$49

For NC State Students Only:

*Rings: An Introduction to Jewelry Fabrication and Crafts in the Afternoon: Sessions K & L - find all the details in the **Especially for NC State Students** section of this brochure.*

WORKSHOPS

See the **Workshops** section of this brochure for details about our jewelry workshops: *A Day of Silversmithing, Fold Forming, Titanium Jewelry, and Blanking Dies & Pattern Development.*

LAPIDARY

For lapidary classes and studio use, participants must be 18 and have health insurance.

All classes include a pass for access to the lapidary studio for the current semester. The studio is available for use without taking a class; see Studio Use Fees for more information.



INTRODUCTION TO FACETING

Instructor: Bob Bendelow

A beginning level class. Release the color and hidden light from within a precious gemstone! Participants in this class will learn to cut facets in crystals and gemstones, turning them into works of art. Students will begin by working with crystal quartz and then move on to fine gemstones.

Thursday evenings for 6 weeks, 6:30 - 9:30 pm, beginning January 19

Supply fee
\$27
Class fee
I = \$49
II = \$88
III = \$98




CABOCHONS

Instructor: Robin Suddaby

A beginning level class. Cut slabs of stone into highly polished convex forms to produce gems worthy of setting into brooches, rings, or necklaces! This cut produces an evenly curved surface in a range of shapes. Students will begin the process with agate or quartz – great for rock hounds!

Monday evenings for 5 weeks, 6:30 - 9:30 pm, beginning January 23

Supply fee
\$25
Class fee
I = \$41
II = \$74
III = \$82



FACETING II

Instructor: Bob Bendelow

Laps, polishes, shapes, materials – what to use and what to do. What lap works best for what material? What rough works best or is hardest to facet? Students in the class will explore advanced concepts while cutting the more complicated brilliant pear shape.

Thursday evenings for 6 weeks, 6:30 - 9:30 pm, beginning March 15 (skip April 5)

Prerequisites: *Introduction Faceting* class or equivalent experience

Supply fee
\$27
Class fee
I = \$49
II = \$88
III = \$98



CABOCHONS OF FIRE – HOW TO CUT OPALS

Instructor: Robin Suddaby

Opals are the surprise gift of the mineral world! Starting with what appears to be an ordinary rock; proper cutting can result in a breathtaking fiery gem. Learn what it takes to perform this magic! Participants will receive one ounce of practice opal. This material, usually called 'potch and color' does have some fire and produces some very nice cabochons. The instructor will have additional opal available for purchase.

Monday evenings for 4 weeks, 6:30 - 9:30 pm, beginning March 19

Supply fee
\$40
Class fee
I = \$33
II = \$59
III = \$65

PHOTOGRAPHY

For photography classes & studio/darkroom use, participants must be 18 and have health insurance.

All darkroom classes include a pass for access to the darkroom for the current semester. The darkroom is available for use without taking a class; see Studio Use Fees for more information.



AN INTRODUCTION TO B&W PHOTOGRAPHY

Instructor: *Katy Walls* (an NC State student)

On the first evening of class, students will fill rolls of film with images taken in and around the Crafts Center. Bring your own SLR film camera or use a Crafts Center loaner! After processing the exposed film, the remainder of the sessions will be spent in the darkroom exploring the B & W printing process. Feel free to work from your own archive of black and white negatives in order to rediscover a few old memories.

Monday evenings for 6 weeks, 6:30 - 9:30 pm, beginning January 23

Supply fee

\$20

Class fee

I = \$49

II = \$88

III = \$98



DIGITAL PHOTOGRAPHY

Instructor: *Gary Knight*

The digital camera ...so much capability that so few people fully comprehend! From learning the various camera controls to exercising the options of how and when they are best used, students in this nuts and bolts class will gain the confidence needed to capture that perfect instant. Learn to use your own SLR camera or use one of our Nikon D3000 loaners in order to get the most out of this series of hands-on discussions and photo shoots. *For more about Gary's work, visit www.garydknightphotography.com.*


Tuesday evenings for 4 weeks, 6:30 - 9:30 pm, beginning March 13

Class fee

I = \$33

II = \$59

III = \$65



DIGITAL MACRO PHOTOGRAPHY

Instructor: *Gary Knight*

Get close to your subject! This workshop will begin with a Thursday evening session aimed at equipment and technique used in capturing stunning close-up photographs. Then, early Saturday morning, while light is good and the dew is on the vine, students will gather at the JC Raulston Arboretum where they will work to capture the best of NC flora. After breaking for lunch, the class will reconvene at the Crafts Center to share successes and discuss how their shots could be made better. Use your own SLR camera or check out one of our Nikon D3000 loaners. *For more about Gary's work, visit www.garydknightphotography.com.*

Thursday evening, April 26, 6:30 - 9:30 pm, and Saturday, April 28, 8:30 am - 4:00 pm

Class fee

I = \$28

II = \$51

III = \$57

WOODWORKING

For woodshop classes and studio use, participants must be 18 and have health insurance.

All wood classes include a pass for access to the woodshop for the current semester. The woodshop is available for use without taking a class; see Studio Use Fees for more information.



HOW TO USE WOODSHOP MACHINES AND HANDTOOLS

Instructors: Section A: *George Thomas*; Section B: *Michael Gallagher*

Interested in woodworking and have never been exposed to the big machines, tools and processes? Students in this introductory hands-on class will explore the craft of woodworking as they work to make a contemporary floating top table suitable for use in any residence hall room.

Section A: Wednesday evenings for 6 weeks, 6:30 - 9:30 pm, beginning January 18

Section B: Tuesday evenings for 6 weeks, 6:30 - 9:30 pm, beginning March 13

Supply fee
\$28
Class fee
I = \$49
II = \$88
III = \$98



PROJECTS IN WOOD

Instructors: Section A: *Michael Gallagher*; Section B: *Tim Bevacqua*

Following the introductory woodworking class, are you eager to get started on your first major woodworking project? This hands-on intermediate class is for you and those with basic woodworking skills who wish to complete a project from a plan and materials of their own choosing. Following the first night of discussion to get you going, this class will be all about shop time aimed at completing your project!

Section A: Tuesday evenings for 6 weeks, 6:30 - 9:30 pm, beginning January 17

Section B: Wednesday evenings for 6 weeks, 6:30 - 9:30 pm, beginning March 14

Prerequisites: Completion of an introductory woodworking class with basic woodworking skills

Class fee
I = \$49
II = \$88
III = \$98



CARVING: OAKS AND ACORNS OR THE BIG BAD WOLF

Instructor: *Leon Harkins*

Suitable for beginners. Raleigh is known for two things, it is both the City of Oaks and home for the NC State Wolf! Students in this class will choose one of these two icons as subject matter for a relief project to be completed in basswood. Like an image inscribed on a coin, relief carving is the sculpting of a surface to create pattern, shadow, and the illusion of depth. Repeat students are welcome and can work independently on a project of their own design. The supply fee includes all wood and use of carving tools during class and studio time.

Thursday evenings for 6 weeks, 6:30 - 9:30 pm, beginning January 19 (*skip Feb. 9*)

Supply fee
\$25
Class fee
I = \$49
II = \$88
III = \$98



WOODTURNING

Instructors: *Bill & Jim Wallace*

Turn bowls and spindles! In this introductory class, students will have the opportunity to explore the very different experiences found in turning the side grain of a spindle and the end grain in making a bowl. The supply fee includes plenty of wood and lathe tools for use during class and studio.

Tuesday evenings for 6 weeks, 6:30 - 9:30 pm, beginning January 24

Prerequisites: Completion of an introductory woodworking class with basic woodworking skills

Supply fee
\$25
Class fee
I = \$49
II = \$88
III = \$98



MAKING THE SPLAYED HEPPLEWHITE STYLED STAND

Instructor: *David Trueblood*

Uniting elegance with utility, Hepplewhite style retains elements of traditional period furniture while adding geometry and a sense of simple delicacy. Made from poplar, the project for this course provides the challenge of hand-cutting joinery and splayed legs. The legs themselves can be tapered or lathe turned. We recommend the stand to be finished raw, with stain or with milk paint.

Saturday mornings for 6 weeks, 9:00 am - 12:00 pm, beginning January 28 (*skip March 3 & 10*)

Prerequisites: Completion of an introductory woodworking class with basic woodworking skills

Supply Fee
\$22
Class fee
I = \$49
II = \$88
III = \$98

For NC State Students Only - special woodworking classes & workshops:

Making the Longboard Skateboard Deck and Crafts in the Afternoon: Sessions G & H.

Find all the details in the **Especially for NC State Students** section.

WORKSHOPS

See the **Workshops** section of this brochure for details about our jewelry workshops: *Lamps & Clocks* and *Woodturning Bootcamp*.

ESPECIALLY FOR NC STATE STUDENTS!!!

Registration for NC State Students begins Monday, November 28



BEGINNING GUITAR

Instructor: Kirk Adam

For NC State students only. Would you like to learn to play the guitar? For both electric and acoustic, students in this introductory class will build the basic foundation of chords and rhythm needed to play their favorite songs. No prior knowledge of music is required! (The Crafts Center has three electric guitars for use during class by the first three students registered who do not have their own instrument.)

Thursday afternoons for 6 weeks, 4:30 – 5:30 pm, beginning January 26

**Class fee
\$20**



INTRODUCTION TO THE POTTER'S WHEEL

Instructor: Jo Ellen Westmoreland

For NC State students only. Would you like to learn how to work on the pottery wheel? This class covers the fundamentals of throwing basic forms: wedging, centering, forming and pulling walls to make cylinder forms, mugs, bowls and vases. You then will learn to trim and glaze to create finished pots. Practice time outside of class is strongly suggested to develop throwing skills.

Section D: Friday mornings for 6 weeks, 9:45 am - 12:15 pm, beginning January 27

**Supply fee
\$18
Class fee
\$41
(includes a
studio pass for
the semester)**



WATERCOLOR I – BASIC WATERCOLOR

Instructor: Laura Azzi

For NC State students only. Students will be taught the basics, from brush strokes to color mixing to applying water media paint. Color theory and composition will be covered. Come express your creative self through watercolor for relaxation and enjoyment. Students will receive a supply list upon registration and should expect to pay approximately \$35 – \$45 for supplies at a local art supply store. *See Laura's paintings on her website: www.lauraazzi.com.*

Section B: Friday mornings for 6 weeks, 9:45 am - 12:15 pm, January 27

**Class fee
\$41**



2 X 4 FURNITURE ...WOODWORKING MADE DOWN AND DIRTY!

Instructors: Michael Gallagher and George Thomas

For NC State students only. All skill levels welcome. Have fun repurposing dimensional construction grade lumber into crib chic furniture of your own design! Make a bed, coffee table, chair, or other item to fill your hall habitat. To reduce costs and to add flavor in support of a great cause, much of the wood, paint, and other salvaged supplies will be provided through a partnership with Habitat for Humanity of Wake County.

Thursday evenings for 4 weeks, 6:30-9:30 pm, beginning February 2

**Supply fee
\$12
Class fee
\$33**



RINGS: AN INTRODUCTION TO JEWELRY FABRICATION

Instructor: Megan Clark

For NC State students only. Rings! Rings! Rings! Learn to saw, hammer, shape and solder silver as you work to create several stacking rings of your own design. NC State students in this introduction to jewelry fabrication will focus on the making of silver stacking rings adorned with bezel set cabochons. The supply fee includes ample silver, stones, and the use of our studio for the entire semester. *Visit Megan's site at www.meganclarkjewelry.com.*

Tuesday evenings for 4 weeks, 6:30 -9:30 pm, beginning February 7

**Supply fee
\$20
Class fee
\$33
(includes a
studio pass for
the semester)**

ESPECIALLY FOR NC STATE STUDENTS!!!

continued

Registration for NC State Students begins Monday, November 28



MAKING THE LONGBOARD SKATEBOARD DECK

Instructor: Ben Chiles (an NC State student)

For NC State students only. No experience needed. Intensely hands-on! Make a real longboard skateboard you can ride and enjoy for years. Students will learn to laminate plys of Baltic birch into the necessary complex curves. The form will then be cut with the band saw, drilled, routed and sanded to final shape. By the end of the last class, you should have a finished longboard deck that is ready for wheels.

Thursday evenings for 3 weeks, 6:30 - 9:30 pm, beginning March 15

Supply fee

\$15

Class fee

\$21

(includes studio access for the semester)

NC STATE UNIVERSITY



BICYCLE REPAIR AND MAINTENANCE

Instructors: Sections A & B: **Shaun Fisher**; Sections C & D: **William Barnes**

A Bicycle Repair Facility in Support of the WolfWheels Program!

For NC State students only. Say goodbye to expensive bicycle repairs and learn to properly maintain your own bicycle. Following a one-session crash course, participating NC State students will have access to the Crafts Center's new repair facility for their entire college career! Whether you are a competitive racer or just a casual rider, this class will provide you with the necessary skills to replace/repair flats, lubricate drive-trains, tune brakes and derailleurs, true wheels, and much more. Students are encouraged to bring their own bikes to learn on. *For more about WolfWheels, visit www.ncsu.edu/wolfwheels.*

Section A: **Monday, January 23, 6:30-9:30 pm**

Section B: **Monday, February 6, 6:30-9:30 pm**

Section C: **Monday, February 20, 6:30-9:30 pm**

Section D: **Monday, March 19, 6:30-9:30 pm**



Class fee

\$10

ESPECIALLY FOR NC STATE STUDENTS!!!

continued

Registration for NC State Students begins Monday, November 28.

CRAFTING IN THE AFTERNOON

For NC State students only. Don't have time to commit to a full-length crafts class? Come join us for an afternoon of fun and learning! Register for one or all of the sessions.

Clay

Session A: Throw clay into forms on the Potter's Wheel.

Friday afternoon, 4-7 pm, January 20

Session B: Make a handbuilt mug or cup for your morning tea or coffee!

Friday afternoon, 4-7 pm, January 27

Art on Paper

Session C: Welcome in the Chinese New Year as you explore traditional Chinese brush painting.

Friday afternoon, 4-7 pm, February 3

Session D: Create several cards adorned with watercolor for your very special Valentines!

Friday afternoon, 4-7 pm, February 10

Glass

Session E: Beads anyone? Have a fun afternoon learning to use the lampwork torches to make glass beads! **Friday afternoon, 4-7 pm, February 3**

Session F: Cut and solder glass as you frame a photo of your favorite friend or loved one in this memory pendant. **Friday afternoon, 4-7 pm, February 10**

Wood

Session G: Relief carve and paint NC State's iconic wolf or bell tower to create a memorable wall piece. **Friday afternoon, 4-7 pm, February 17**

Session H: Tops! Spin wood on the lathe and use paint to create fashionably fun spinning tops of your own design! **Friday afternoon, 4-7 pm, February 24**

Fibers

Session I: Create a stunning silk scarf dyed using men's neckties!

Friday afternoon, 4-7 pm, March 16

Session J: Make a basket! Weave your own small rectangular basket complete with a plaited bottom.

Friday afternoon, 4-7 pm, March 23

Jewelry

Session K: Hand weave a custom ring using seed beads and crystals.

Friday afternoon, 4-7 pm, March 30

Session L: Bend and hammer silver art wire into interesting shaped links and add beads to create a unique bracelet. **Friday afternoon, 4-7 pm, April 20**

**Class fee
\$5 per session,
all supplies
included**
*(does not include
studio access for
the semester)*

Attention RAs and Student Organizations!

You can schedule a craft activity session for your student group. Select from a menu of classes geared especially toward being taught in a 1½- to 3-hour session. Activities offered include Pottery, Jewelry Making, Watercolor, Sculpture, Woodturning, Wood Carving, Stained Glass, Glass Bead making, and more.

Visit the Crafts Center website www.ncsu.edu/crafts for more details.



WORKSHOPS

If registered for a workshop, studio use can be added in the studio related to the workshop at the Level I price listed under Studio Use Fees.

A DAY OF SILVERSMITHING (Workshop)

Instructor: Gary McCutchen



No experience needed as this is a quick introduction into the fabrication of jewelry. All students will have the opportunity to walk away with at least one piece of wearable jewelry. Whether a simple pendant, bracelet, ring, or pin, think ahead about what you want to make and come ready to bring your ideas to life. Bring your cabochons, fused glass, or other suitable art pieces made in Crafts Center classes and spend the day turning them into jewelry. Gary will have metal, stones and other materials available for purchase during the workshop.

Section A: Saturday, January 21, 9:00 am – 4:00 pm

Section B: Sunday, January 22, 9:00 am – 4:00 pm

Class fee

I = \$19

II = \$34

III = \$38

CREATING ROCKS & TREES IN WATERCOLOR (Workshop)

Instructor: Laura Azzi

For those with previous watercolor experience. The visual sensation of a landscape can be enhanced with subtle detail in well-placed objects. In this workshop you will learn to create depth and surface texture in both rocks and trees. By applying practical shortcuts through the use of transparent color and tonal values, you will also learn effective composition, application of positive and negative space, and perspective to add depth and interest to your watercolor landscape. Students are responsible for providing their own supplies and will receive a supply list upon registration. (If you have no supplies on hand, expect to pay \$35 – \$45 for supplies at a local art supply store.) See *Laura's paintings on her website www.lauraazzi.com.*

Saturday, February 18, 10:00 am - 4:00 pm

Prerequisites: *Watercolor I* or other beginning watercolor class or workshop

Class fee

I = \$17

II = \$30

III = \$33

FREEFORM CASTING (Workshop)

Instructor: John Fetvedt



Explore freeform metal casting. Castings will be made by pouring molten metal into various media, including broom straw, long leaf pine needles, rock salt, beans, etc. In addition we will explore cuttlebone and sand casting. Students will get hands-on experience carving molds and casting their designs using pewter. Bring your own scrap silver, either sterling or fine, to the class. Silver is not included in the cost of the workshop, but limited quantities will be available from the instructor. **A materials fee of \$35, payable to the instructor,** covers several cuttlebones, several ounces of pewter, and group supplies. Visit *John's website at www.bijoux-de-terre.com.*

Saturday, February 18, 9:00 am - 5:00 pm

Class fee

I = \$22

II = \$40

III = \$44

THE ARTIST EXPRESS (Workshop)

Instructor: Cheryl Weisz, MA

All aboard for Money, Fame and Fortune! Come be transported at an accelerated speed into greater levels of success in your chosen medium (painting, fiber art, woodworking, metal arts, pottery, writing, design, music, theatre, etc.) First stop is a detailed questionnaire defining what you want to gain from creating your art (income, material comforts, recognition, etc.) Next your tour guide (instructor and artist maven) helps you produce a real world, practical, step-by-step map custom made to your desired destination (money or fame or fortune). The Artist's Handbook/workbook is provided for planning your trip. Then you step outside the classroom, into reality, between classes and follow your map. Do you arrive? YES! The extraordinary successes from previous participants will motivate and inspire you! Workbook, questionnaire, exercises and discussions, critiques for market placement, question and answer sessions, relevant resources and information are included in your travel package. Begin your journey now and start living the artist lifestyle the way you have always wanted yours to be. **A \$2 materials fee is payable to the instructor at the first class.**

Thursday evenings for 6 weeks, 6:30 – 9:30 pm, beginning March 15 (skip April 5)

***A one-hour information evening** on Thursday, February 23, at 7:00 pm will share previous successes, how they did it and details of the workshop's contents. **This information session is free and open to anyone.**

Class fee

I = \$49

II = \$88

III = \$98

WORKSHOPS

continued



LAMPS AND CLOCKS (Workshop)

Instructors: Alan Leland

Design and turn your own matching desk lamp and wall clock! Suitable for beginner and advanced turners alike, students in this weekend workshop will explore bowl turning technique as they create a simple wall clock and the lamp base. Spindle technique will be used to shape the lamp post and for boring the hole to receive the wire. Supply fee includes all wood, works and hardware, all you provide is the shade!

Friday evening, March 16, 6:30 – 9:30 pm; Saturday & Sunday, March 17 & 18, 9:00 am - 4:00 pm

Supply fee
\$20
Class fee
I = \$46
II = \$83
III = \$92

FOLD FORMING – FROM LAWN ORNAMENTS TO JEWELRY (Workshop)

Instructor: John Fetvedt

Hammer time! Forge and fold form unique 3-dimensional sculptures using only a hammer. The techniques you learn can be applied to copper, with a big hammer, to create interesting lawn ornaments, or to silver, with a smaller hammer, to create unique jewelry. This workshop is suitable for beginners as well as more advanced metalsmiths. **A \$20 materials fee, paid to instructor at the end of the workshop**, includes a sheet of copper. Additional copper and silver will be available for purchase from the instructor. All necessary tools will be supplied for use in the workshop. Visit John's website at www.bijoux-de-terre.com.

Saturday, March 17, 9:00 am – 5:00 pm

Class fee
I = \$22
II = \$40
III = \$44

BLANKING DIES AND PATTERN DEVELOPMENT (Workshop)

Instructor: Jayne Redman

One-piece blanking dies allow you to easily cut out precise duplicate shapes from silver, gold and other non-ferrous sheet metals. Jayne Redman has been using this method for her own production jewelry for 18 years and has developed ways of creating dies and blanking multiples using basic shop tools. In this workshop you will learn how to develop patterns for this process and the method of sawing dies from flat stock tool steel. You will be amazed at how quickly you can go from original idea to duplicated shape as you make and use your own blanking dies during class. Jayne will be demonstrating her own inventive methods of forming, connecting, and engineering. Basic metalsmithing skills such as sawing and filing are required. **A supply fee of \$110 payable to the instructor at the class** and an additional supply list will be provided by the instructor. Due to the special nature of this workshop, discounts will be extended to NC State students only. **This workshop will include a semester studio pass.** Visit Jayne's site at www.jayneredmanjewelry.com.

Saturday & Sunday, March 24 & 25, 9:00 am – 5:00 pm

Class fee
I = \$150
II & III = \$250

WOODTURNING BOOT CAMP (Workshop)

Instructor: Brett Boger (an NC State student)

Open to everyone ...spin wood into any shape you wish! The Friday afternoon session will provide an intensively hands-on introduction to the lathe, spindle turning, and all of the many shapes that can be made. On Saturday, students can expect a fast paced day of making tea bowls with the final challenge being a goblet.

Friday evening, April 13, 6:30 - 9:30 pm and Saturday, April 14, 10:00 am - 5:00 pm

Supply fee
\$5
Class fee
I = \$20
II = \$49
III = \$54

RAKU FIRING (Workshop)

Instructor: Conrad Weiser

Bring your pots in the biscuit state, ready to decorate. Glazes will be furnished, but you may bring your own. (All students taking the Raku Firing workshop for the first time at The Crafts Center are required to attend the introductory discussion of techniques and a video that will help you in planning appropriate forms for Raku firing.) Visit Conrad's website at www.conradwaltonweiser.com.

Introductory session & demo – Saturday, February 11, 9:00 - 11:00 am

Raku Firing - Saturday & Sunday, April 14 & 15, 9:00 am – 5:00 pm

Supply fee
\$20
Class fee
I = \$44
II = \$78
III = \$87

TITANIUM JEWELRY (Workshop)

Instructor: Mary Ann Scherr

Intriguingly fun for all skill levels ...come color your metal! Learn the process of coloring this "rare earth metal" using light and electricity. Day one will be spent in design and fabrication of wearable jewelry and objects. Your pieces will come to life on day two as you learn the process for anodizing (coloring) the Titanium. **A materials fee of \$35, payable to the instructor at the end of class**, covers an ample supply of metal and other accessories. Other tools will be available for use in the workshop. Visit Mary Ann's website at www.maryannscherr.com.

Saturday & Sunday, April 14 & 15, 9:00 am – 4:00 pm

Class fee
I = \$38
II = \$68
III = \$76



The Crafts Center at NC State presents . . .

IN THE R. A. BRYAN FOUNDATION, INC. GALLERY...



Poetic Portraits of a Revolution
January 11 - March 2

The *Poetic Portraits of a Revolution* project (PPR) sent nationally-renowned spoken-word poets and youth educators Kane Smego and Will McInerney, along with project translator and interpreter Mohammad Moussa and professional photographer and videographer Sameer Abdel-khalek to the streets and communities of Egypt and Tunisia from June 15 – August 9, 2011. The team captured images and emotions of the revolution through poetic reflections, oral interviews, still photography, and video. Inspired by the youth-lead movements in North Africa, Smego, a recent college graduate, and the other three members of the PPR team who are current NC State students, see this project as an opportunity for young people to take an active role in capturing and sharing living history. The project hopes to powerfully convey what it would be like to experience in person one of the most significant social movements of the new millennium through the stories of the people themselves and the art that they inspire."

Coupling artistic innovation with practical application, PPR2011 is working to raise awareness around the situation in Egypt and Tunisia by depicting the experiences of everyday people in both countries. This exhibition is in conjunction with a related presentation to be held at Stewart Theatre on January 31 at 7:00 pm.

IN THE "STREET GALLERY" WINDOWS...

Between exhibitions, the windows usually display instructor examples for upcoming classes, craft guild exhibitions, and work for sale by Crafts Center artists

"Gallery Exhibitions supported by NCSU Foundation"

The Crafts Center at NC State presents . . .

Lie - Nielsen Hand Tool Event


Friday, January 20, 10:00 am – 6:00 pm, and Saturday, January 21, 10:00 am – 5:00 pm
in the Crafts Center Woodshop

Free admission. Find more details and information about guest demonstrators at www.lie-nielsen.com.

An Evening with Ben Owen

Friday, February 3, at 7:00 pm

In conjunction with a weekend workshop presented by the Triangle Potters Guild, the public is invited for a free evening presentation by noted potter Ben Owen. Ben will present a slide lecture covering the history of Ben's family in clay as well as the process at Ben Owen Pottery. As time allows, some pottery will be made after the lecture.



The Triangle Potters Guild is sponsoring a weekend workshop with Ben Owen, Friday & Saturday, February 3 & 4. For more information and how to register, visit www.trianglepotters.org. (A registration discount is available to NC State students – registration begins Dec. 1).

A Special Presentation by Jayne Redman

In conjunction with Jayne Redman's workshop "*Blanking Dies and Pattern Development*," the public is invited to a free presentation.

Friday, March 23, 7:00 pm, Crafts Center
Commons Area

"Nature provides an endless reference for imagination and invention. The linear quality of stems and the fullness of flower buds inspire my jewelry. I enjoy integrating mechanics with design, allowing each piece to function in a visually intriguing way. I work with multiples of the same shape, engineering them to fit precisely, giving an abstract interpretation of their botanical source. Many years of metalsmithing have taught me the power of simplicity. My forms begin as flat metal shapes and arrive as small sculptures. Their complexity is in their conception as curving planes of origami."

Visit Jayne's website at www.jayneredmanjewelry.com



Windhover 2012 Reception

Wednesday, April 25, 6:00 pm, Crafts Center Commons Area

Come Discover Windhover! Join the creative community of NC State for an evening of music, spoken word, art and literary performances to celebrate the 2012 edition of Windhover. Mingle with students, faculty and alumni who contributed to this year's magazine, enjoy refreshments, and interact with those whose work is in the magazine.

The Crafts Center

For nearly 50 years, the Crafts Center has provided a friendly and informal learning environment for NC State students and community craftspeople of all levels, offering classes and workshops in pottery, photography, woodworking, jewelry/metals, fiber arts, sculpture, glass, lapidary, and more. The Crafts Center is one of the finest crafts programs on any university campus, and now that renovations to our facilities in Thompson Hall are complete, it's even better. In addition to the wonderful new studios, passersby can enjoy viewing craftwork displays in our new "street gallery" windows.

The Crafts Center thanks the students of NC State University for their generous financial support of the Thompson Hall renovation. We also wish to thank all of the alumni, community members, University staff, Crafts Center instructors & members, and our affiliated crafts guilds, whose contributions of time and funding helped make this transformation possible.

The Crafts Center strives to be accessible to students and artists of all levels by providing a friendly and informal atmosphere for learning, while encouraging a disciplined approach and serious effort.

The Crafts Center is funded primarily by NC State students and community participation.

The Crafts Center Staff:

Director

George Thomas

Assistant Director

Jo Ellen Westmoreland

Program Assistant

Dusty Fletcher

Clay Studio Manager

Gaines Bailey

Woodshop Assistant

Michael Gallagher

Custodian

Forrest Wilson

