



# JC Raulston Arboretum

AT NC STATE UNIVERSITY

Planning and planting for a better world

Friends of the JC Raulston Arboretum Newsletter

Number 8, Summer 1999

## Bill and Libby Wilder Retire

The Arboretum's board of advisors convened for the first time in March 1989 at an informal meeting in the White Garden. Each of the charter members arrived with their own ideas and expectations.

**Robert Hayter** remarked "I knew you were serious when I saw Bill Wilder there. That man knows how to make things happen."

It's true. Bill Wilder has been making things happen for the Arboretum - and for the entire green industry - for a long time. He and his wife Libby retired this spring after 18 years at the helm of the NC Association of Nurserymen (NCAN) and 16 years with the NC Landscape Association (NCLA). In that role, they continually served as champions of the Arboretum.

**Jim Oblinger**, Dean of the College of Agriculture and Life Sciences, worked with Bill on myriad College projects and boards. He said, "We are grateful for the pivotal role Bill Wilder has played, and continues to play, in the success of the Raulston Arboretum. As the director of the green industry associations, he worked with JC Raulston to help build the

Arboretum from the ground up. As the founding chairman of the Arboretum board, he has been a key player in strengthening the Arboretum's presence within the green industry and the greater community. The Raulston Arboretum would not enjoy the stature it has today were it not for Bill Wilder's guidance, influence and advocacy."

Oblinger continued, "Bill personifies the ideal University supporter and advocate, touching almost every aspect of the College and its mission. A founding member of the CALS Alumni Association board, a leader on the NC Agricultural Foundation board, past chairman of the Horticultural Council... these are only a few of the groups to which Bill has brought profound wisdom, strong leadership, and powerful influence.

Bill Wilder has had an enormous affect on the Arboretum as we know it today. Above, he speaks at the 1999 Gala in the Garden. Photo by Herman Lankford

He never ceases his work on our behalf within the green industry, the corporate sector, and with our elected officials."

At the Arboretum, it's hard to find anything that DOESN'T have Wilder's fingerprints on it. Bill worked with JC Raulston to arrange NCAN's donation of the Arboretum's first signature structure - the white gazebo. He instigated the NCLA Construction

# Table of Contents

|                       |    |                         |    |
|-----------------------|----|-------------------------|----|
| Plant News.....       | 3  | Calendar of Events..... | 16 |
| Development News..... | 10 | Director's Letter.....  | 18 |
| Volunteer News.....   | 15 |                         |    |

Workshops, which gave rise to many of the Arboretum's architectural features. The JC Raulston Selections program and lucrative trade show benefit auctions were born through his leadership. At field days and workshops, Bill and Libby were always there to register, orchestrate, and feed the crowds, making everyone feel like family at a reunion.

**Agricultural Commissioner Jim Graham** said, "Bill and Libby are a great team, and have provided inspiration and leadership for two generations of up and coming agricultural producers, especially those in the nursery and horticultural fields."

As founding chairman of the Arboretum board, Bill Wilder guided the organization through exciting and treacherous times. The first strategic planning process, the first capital campaign, the design of the education center, securing the first legislative funding, and surviving the tragedy of JC's death are only a few of the major milestones through which Wilder led the board.

**Rick Crowder**, of Hawksridge Farm, said of Bill, "I don't think anyone other than JC Raulston had

a higher vision for the Raulston Arboretum."

When they weren't working on behalf of the Arboretum, Bill and Libby were busy transforming North Carolina's green industry on other fronts. In 1981, Bill was hired as executive director of the NC Association of Nurserymen. Libby joined him in the office, working as Bill's right-hand man and girl Friday on all fronts.

**Richard Beeson**, of Beeson Rhododendron Nursery and recent NCAN president, also served on the board in the early eighties. He remembers the Wilder's first days with NCAN.

"Bill and Libby came on board when we needed people with their gung-ho spirit to lead the industry. Bill knew the ropes in NCDA and at NCSU, and that's the kind of person we needed at the helm. He brought the nursery association a long way in a short time, because he had the foresight to ask us to go out on a limb when we needed to. He did some outstanding things....he was the right man at the right time. He will always be remembered for his support of the Arboretum, both in working with JC and in his leadership after the tragedy."

In 1983, Bill took on the executive directorship of the NC Landscape

Libby Wilder's smile has been lighting up events for years! photo by Ginger Long

Association as well. **Mark Peters**, of Piedmont/Carolina Nursery, worked with the Wilders on both boards.

"As past president of the NCLA, I can say that Bill and Libby were instrumental in bringing that association out of near failure to the very successful organization that it is today," Peters said. "They also deserve total credit for fostering the cooperative relationship between the NCLA and the NCAN. Once that was accomplished, the Green and Growin' Show started getting better and better, and the whole industry's spirit of cooperation improved. They've been the glue that's kept it all together.....and they've left us a great foundation on which to build."

See **Wilder**, page 20

# Plant News

## Tender Perennials

By Douglas Ruhren

If ever there was an oxymoron, the term tender perennial would seem to be it. So just what are these plants that offer so much for the summer garden? In this article, I hope to answer this question. Which plants are some of the best? Look to the next newsletter for a list of my favorites.

I will start by defining the words tender and perennial. Tender is a term that is rarely used by gardeners. It means not hardy, i.e. not winter-hardy; the plant in question does not survive winter temperatures. Hardiness and its corollary, tenderness, are of course relative to where a plant is being grown. For instance, cannas are hardy in zone 7 but tender in zone 6. The same is true of many camellia species. For greater clarity and accuracy we ought to use the terms frost-tender and winter-hardy, for that is what is really meant.

The term perennial in its broadest sense means a plant that lives for an extended number of years, as opposed to annuals and biennials that live for one or two years. Annuals complete their life cycle from seed to seedling, then flowering and seed-production, then death within a year's time (not necessarily the calendar year). Larkspur, *Consolida ambigua*, and Shirley poppies, *Papaver rhoeas*, are

examples of annuals. Once they produce seed there is no stopping the death of these plants.

The classic biennial produces a non-blooming plant, often a basal rosette, in its first year. It then blooms, produces seed and dies in its second year. The common foxglove, *Digitalis purpurea* and many *Verbascum* species are well known examples of biennials. Of course, all of this supposes that the natural world is as orderly a place as human definitions would lead one to believe, that the distinction between plants is as clear cut as black and white. Nevertheless these are extremely useful terms to know and use.

I believe a good part of the reason that I have observed something not too far from revulsion on the part of some individuals being exposed to the term tender perennial for the first time is that most often when gardeners use the term perennial, they actually mean, "winter-hardy, herbaceous perennial." In their mind perennial implies that a plant is both winter-hardy and herbaceous. I can understand the desire for brevity, but the terms perennial, annual and biennial, do not on their own denote whether a plant is winter-hardy. Nor does the term perennial include just the herbaceous perennials; herbaceous plants being the non-woody perennials, that is those without permanent stems; but it also includes woody perennials which are otherwise known as trees, shrubs and lianas (woody vines as opposed to herbaceous perennial vines or other variations). And so the gardener, newly acquainted with the term tender perennial wonders, "How can that be so?" when perennials in their mind are winter hardy. I might propose that what seemed to be an oxymoron actually isn't if the term

perennial is used accurately.

## Tender Perennial Defined

We have come this far and you are probably wondering if I am ever going to define tender perennials. I will now try. In order to do so, it is necessary to know the behavior of a plant in its native habitat as opposed to where it is being grown in order to define it as either perennial, biennial or annual.

Most herbaceous and woody houseplants, with appropriate care, will live for years, thus qualifying them as perennials. They certainly are not annuals or biennials. That they are perennials does not mean that they are winter hardy, as anyone who has been tardy in bringing houseplants inside in the fall knows all too well. They are tender perennials. So to a large part the tender perennials that I am writing about and that I value as additions to the summer garden are perennial, tropical plants (thus frost-tender perennials) that in essence we treat as annuals because the killing frost of Fall ends their life (prematurely, it must be noted.)

Their life in the open garden is restricted to one frost-free season. Thus they appear to be annuals when in actuality if they are protected from frost, they will prove their status as perennials and live for many years. Protection most often involves bringing either the whole plant or propagules of them into a frost-free location, usually either a heated greenhouse or a sunny windowsill. Most of my favorite tender perennials for summer use are readily propagated from stem cuttings and easily overwintered in the house on a sunny windowsill.

## Plant News

But why not just call them annuals? Especially since quite a number of plants that are widely thought of as annuals, such as *Pelargonium* (the geraniums), *Impatiens walleriana* (the common impatiens) and *Begonia semperflorens* (wax begonias) are really tender perennials, which can live for years in a frost-free climate.

One reason is that tender perennial is more accurate and informative. Another reason, and I must admit a more personal reason on my part, is that I truly believe that here is a great group of plants that are sort of orphans, especially in the nursery industry where they don't quite fit into the annual bedding plant trade, which is largely interested in plants that are rapidly produced from seed in cellpaks, nor are they widely accepted by perennial nurseries since by these, nursery people usually mean "winter-hardy herbaceous perennials."

Least I offend anyone, let me make it clear that I do not believe that there is anything wrong in nurseries specializing in one group of plants. The only problem I see, and problem is not really the correct word, is that here is a group of plants that are of great value to summer garden displays that are, in my opinion, underappreciated and underused. And having said all that, I must add, with great delight, that things are indeed changing for the better and that many great tender perennials are becoming more widely accepted and available. Indeed, it was reported to me that the Johnston County Nurserymen Association, on a recent visit to the JC Raulston Arboretum, expressed great interest in the plantings of tender perennials. So much so, that they took away with them all of the lists of tender

perennials in one garden, the one I've done for several summers now in front of the pink pee-palace (aka the Necessary). I could hardly be happier! These particular plantings also have maps, thanks to Val Tyson, posted to help visitors identify the individual plants.

**You might cower inside in the AC, but the tender perennials are outside thinking "Ahhhh, we are finally comfortable!"**

### Why Grow Them?

So why even bother growing these perennials which are not winter-hardy? The short answer is that our summers in NC are long, hot, and humid (you, of course, had not noticed) and these plants are tropicals and many tropicals thrive in high heat and humidity. You might cower inside in the AC, but they are outside thinking "Ahhhh, we are finally comfortable!" These tender perennials, provided they have adequate moisture and most of them need no more water than average hardy plants, get better all summer long, most often right up to frost. Knowing nothing of winter they expect to keep on growing forever and do not slow down in preparation for winter. Thus while the winter-hardy plants are often tired and shabby looking by late summer, the best of the tender perennials are looking as fresh as Spring. (Though I must add at this point that I could be equally long-winded on another of my favorite soapbox issues: the fantastic,

indeed indispensable, southern perennials that look great through the worst of our summer).

I am sorely pressed to remember any of these heat and humidity loving plants rotting in the summer as is so dishearteningly common with quite a few hardy perennials, especially those from milder climates.

Beyond the trying nature of our heat and humidity on both plants and gardeners is that the higher the temperature the faster many flowers go by. For instance if late May is warm, individual flowers of the old shrub roses usually only last a day whereas in a typical English summer, the flowers of these "June Roses" might each last a week. Another effect of these long summers is that many plants that are counted on for summer bloom in other areas are done blooming by the time summer has just barely begun. Daylilies are a good example.

I grew up gardening in New Jersey. It is, The Garden State, after all! There, daylilies are a July and August thing while here in NC the main season daylilies bloom in June. And so anything that looks great through the worst of summer is of great value and this includes many tender perennials.

Many of my favorite tender perennials have burgundy foliage which is the same color as many winter hardy plants such as Japanese Maple cultivars as well as Crimson Japanese Barberry, *Berberis thunbergii* 'Atropurpurea'. This does not make these tender perennials redundant because they remain equally highly colored all summer long, whereas nearly all hardy plants that start off burgundy in the Spring steadily become greener, usually never quite making

## Plant News

it all of the way to a fresh pure green but rather as a brownish-green. This brownish-green color, is to my eye at least, a very tired unpleasant color, perhaps too great a price to pay for a few moments of glory. This loss of red pigment occurs faster and more thoroughly with higher temperatures.

I am sure I am forgetting other justifications for growing these plants. For now I will end with just one more. Sometimes a plant is so beautiful, or fragrant, or interesting that this alone is enough reason to grow it. Need I apologize further?

### Why the Planting at the Arb?

My main reason for doing the plantings of tender perennials in front of the pink pee-palace at the Arboretum is to put these plants in front of visitors with the hope that some will see their value as Summer ornamentals. A secondary purpose is to learn more about these plants, though many I have grown for years in other gardens.

Also, Edith Eddleman and I are constantly acquiring new plants to test.

The soil at the Arboretum varies tremendously. The soil in front of the pink pee-palace is quite sorry. It is a sticky clay subsoil that was compacted during the construction of the palace, which certainly speaks well of the adaptability of these plants. Do I remember correctly that many tropical soils are clay?

### How to Use Them

Though this planting is nearly entirely of tender perennials and if I may be so modest as to say a fairly successfully attractive one, my favorite use of tender perennials is in association with other plants. There is no reason to restrict tender perennials to their own ghetto any more than it is necessary or even desirable to isolate roses in rose ghettos or dwarf conifers in dwarf conifer ghettos. I guess I've stepped on more than a few toes by

now, but my perspective, which is not necessarily either right or wrong but only my own perspective, is that of a garden designer rather than an obsessed plant collector. I feel that the most successful plantings are created by selecting the best from all groups of plants. The tender perennials can go a long way in keeping a garden fresh and colorful through the high humidity and heat of summer.

I hope by now you have been inspired to go look at tender perennials at the Arboretum. The easiest to find are near the entrance along Beryl Road (designed by Pam Baggett) and my plantings near the pink pee-palace. Please feel free to call me if you have any questions (919-688-0240) and be sure and look for my list of favorites in the next newsletter.

*Douglas Ruhren is co-curator of the perennial borders at the Arboretum. He is leading a special **Tour of Tender Perennials** at the Arboretum on September 28, 1999. Look at the calendar on page 16 for details. ■*

## Ornamental Cabbage and Kale Cultivar Comparison Study

Which varieties perform best in the southeastern U.S.?

by James L. Gibson and  
Brian E. Whipker

*The following study was done at the Arboretum during the winter of 1998-99. -- JN*

Ornamental cabbage and kale (*Brassica oleracea* L. var. *acephala*) are popular plants used in the fall landscape which contribute to cold season coloration of flower gardens. The interest of this fall crop

is the colorful, long lasting foliage. All varieties of ornamental kale and cabbage are true kales, the margins of the leaves influence the classification of the plant. Ornamental cabbage possesses smooth leaves and ornamental kale possesses frilled or notched leaves. Due to their vibrant colors of red, pink, rose, and white, ornamental cabbage and kale are now becoming a very popular and profitable crop for the greenhouse grower, as well as, the professional landscaper.

Twenty-six varieties of ornamental cabbage and kale were planted in the Arboretum trial gardens at the Horticulture Field Lab, 4301 Beryl Road, in Raleigh, NC. Before planting, twelve ornamental cabbage varieties and fourteen

ornamental kale varieties were subjected to a low or a high concentration of B-Nine, an anti-gibberillin plant growth retardant (PGR). The plants were evaluated, in pots, for foliar color and shape, plant form, PGR response, speed of coloration, and coloration intensity. After the plant growth regulator experiment, the plants were evaluated in the garden and observations were made from November 10, 1998 to April 6, 1999.

For a detailed description of all varieties planted in the trial gardens refer to Horticulture Information Leaflet # 507: Success with Ornamental Cabbage and Kale, [http://www.cals.ncsu.edu/hort\\_sci/comm/orncab.html](http://www.cals.ncsu.edu/hort_sci/comm/orncab.html).

Several varieties had tremendous

## Plant News

garden appeal through the month of December, but as temperatures began to fluctuate in the late winter and early spring, only a select few continued to be excellent garden specimens. These are listed below.

### Ornamental Cabbage

*Rose Bouquet* – Deep pink to magenta center color; wavy leaf margins; blue-green foliar color; medium-tall growth habit; maintained excellent form throughout cold period; bolting was observed in early spring; center color maintained intensity during temperature fluctuations; retained lower leaves in stressful conditions.

*Osaka Pink* – Light fuchsia center color; round leaf margins; pale green to olive-green foliage; white venation in leaves very distinct; medium-tall growth habit; mound-ing type growth habit; erect stem with excellent lower leaf retention; center color intense during fall and early winter.

*Osaka White* – Milky white center color; semi-serrated leaf margins; blue-green foliar color; medium-tall growth habit; horizontal and stout form; rapid coloration development; bolting in late winter.

### Ornamental Kale

*Chidori Red* – Deep magenta to a blood red center color; purple foliage; medium-tall growth habit; fringed leaf margins; horizontal and stout form; early color development; center color intense from early fall to early spring and maintained intensity during temperature fluctuations; bolting in early spring.

*Chidori White* – Cream white center color; dark blue-green foliar color; medium-tall growth habit; fringed leaf margins; early color development; bolting in late winter; robust foliar display; excellent form.

*Snow Prince* – Cream-white center color; dark green foliar color;

medium-tall growth habit; notched leaf margins; robust foliar display; erect stem and overpowering form; excellent specimen plant; pale blush-pink center within white center.

*Flamingo Plumes* – Bright fuchsia to deep magenta color; purple foliage; notched leaf margins; open textured center; sprawling leaf architecture; robust foliar display; erect stem and overpowering form; excellent specimen plant; center color maintained intensity during temperature fluctuations; retained lower leaves in stressful conditions; late bolting potential (bolting was not observed at the end of garden evaluation).

The authors would like to thank **Ingram McCall, Paul Lineberger, Bradley Holland, and Douglas A. Bailey** for their assistance. The following companies supplied seeds: **American Takii, Ball, Gloeckner, Parks, and Sakata.** ■

## Garden News

### What is going on with the Early-Late Border?

by Douglas Ruhren

If you have visited the JC Raulston Arboretum this summer you have probably noticed that the Early-Late Border has been leveled and wondered what are Edith & Doug up to now! Why did they eliminate this planting? Why the cover of

clear plastic? And what are their plans for the future of this bed? Read on and all will be revealed.

### Why the Death and Destruction?

Any long term planting, as opposed to one that is completely redone once a year or even more frequently such as the bedding plant trials, tends to accumulate weeds over time. This happens even if the bed started out sterilized. Some of these new additions are gifts of the birds; usually these are fruiting plants such as pokeweed and blackberry. The ever thoughtful birds even deliver them with their own dose of fertilizer! Other weeds arrive as wind blown seeds. Then there are those that sneak in by spreading from neighboring plants.

We have been subduing the Chinese sumac, *Rhus chinensis*, for years. It is planted on the other side of the Nellie R. Stevens holly hedge in the White Garden, or at least it was up until the White Garden renovations several years ago. JC loved the Chinese sumac and it is easy to see why. Not only is its bloom spectacular, it comes late in the year when there is a shortage of flowering trees. But one needs to make allowances for its wide-ranging rhizomes, perhaps restricting its planting to large parks and highway medians. I have digressed but I felt I owed JC an explanation for my opinions of this plant.

Now back to the subject at hand. Occasional sources of weeds are the very plants we have acquired and planted. Edith and I continually try

## Garden News

plants that are new to us, sometimes knowing nothing about the new acquisition, not even its name. Of course we do so in order to know these plants and evaluate them. Once in a while what we find out is that a new arrival is genetically programmed to think that surely our intention was to have a garden entirely composed of just this one species.

In the Early-Late Border the plant that has proven to be an unacceptably vigorous spreader (three feet or more a year by rhizomes) is *Aster trinervius* subsp. *ageratoides*. We are saddened that we felt compelled to eliminate this aster, for like the sumac, it is beautiful in bloom and late blooming. I hope that nursery people have not propagated it from the Arboretum. Like the pink Mexican evening primrose, *Oenothera speciosa*, it would look gorgeous and innocent in a pot for sale in a garden center but it really has no place in the average garden; at least in this area, it might be well behaved elsewhere — Alaska perhaps? So for all of these reasons Edith and I decided to remove what we wanted to save and eliminate all else.

### Why the Plastic?

Which brings me to the plastic. No, the bed is not being fumigated with chemicals. Instead we are utilizing the heat of the summer sun that builds up under the plastic to solar pasteurize the soil. I have used this method for over 10 years. I first read about it in *Organic Gardening* magazine and was sufficiently skeptical to not even consider trying it until one day when I temporarily placed a sheet of plastic that had been covering some curing masonry on the lawn. Twenty minutes later the lawn was burnt!

In practice, I leave the plastic down far longer than 20 minutes, usually for as long as the plastic lasts, about 6-8 weeks. By then UV light has caused the plastic to break down. I use 6 mil., clear plastic sheeting. After 6-8 weeks even those stubborn perennial weeds such as nutsedge and Bermuda grass are dead. The number of weed seeds, I believe, is also reduced. I have never experienced a flush of seed germination after removing the plastic. Late summer or early fall when the plastic comes off is when I would expect massive germination of such winter weeds as chickweed and henbit.

Though the soil temperature rises high enough for these desirable effects, it is not high enough to eliminate beneficial soil microorganisms. I ease my conscience by believing that larger mobile creatures such as earthworms survive this treatment by moving deeper or beyond the treated area. That the soil is pasteurized is one of this method's benefits over chemical fumigants, such as methyl bromide, which sterilizes the soil.

Under what situations is solar pasteurization with clear plastic usable?

- An area that received full sun for most of the day.
- One which does not include the roots of neighboring plants which you plan on keeping.
- Late May through June and July are probably the only months to start solar pasteurization. Earlier or later and the sun will not be strong enough to kill so the plastic will act as a greenhouse and the weeds will grow lushly.

I do not recommend tilling before pasteurization for this will only more deeply bury the perennial weeds and make them harder to kill. I do recommend mowing the area as low as possible before covering. This is especially important to illuminate hard stubble that might puncture the plastic.

Use as large a sheet of plastic as possible so there are as few seams as possible. Every edge of a sheet is an area where heat can escape. Most any hardware store will have rolls of 6 mil. PVC plastic as large as 20'x100'. Secure edges tightly with what ever you have on hand: bricks, boards or metal pipes. Then just wait for at least 6 or 8 weeks.

As I said earlier I have used this method for over 10 years and have found it to be an excellent way of eliminating all vegetation before starting a new garden. I firmly believe that from the standpoint of cutting down on future maintenance, eliminating perennial weeds before planting is the most important thing to do. You will otherwise be forever chasing the same cursed weeds throughout your new planting. I hope this method of eliminating these weeds will be of use to some of you.

### The Future of the Earl Late

Edith and I are looking forward to the clean slate of a weed free bed. We are brainstorming as to its future. We are currently leaning towards two options, a drought-tolerant garden or a trial bed of new acquisitions. We would be happy to have input from the Arboretum community. You may call me at 919-688-0240. ■

# Garden of Winter Delights

By Jonathan Nyberg

## Winter isn't just for pansies anymore

One of my goals in the Winter Garden is to find winter annuals to plant with pansies. Or as **nurseryman Andy Upshaw** said, "Winter isn't just for pansies anymore."

I was happy to see NCSU Professor **Brian Whipker** and grad student **Jamie Gibson** do a trial of ornamental cabbages and kales last winter. Please see page five for their results. The one outstanding kale that I am definitely going to plant this winter is '**Flamingo Plumes**'. It has loose, wide, purple leaves and is distinctively different from all those endless balls of so-called ornamental cabbages and kales.

I also held a mini-trail of winter vegetables in the winter garden. I ordered seeds from **Johnny's Selected Seeds**, and **Shepard's Seeds** that looked promising. Seeds were planted in mid-August, 1998. Thanks to **Mitzi Hole** and her crew, beautiful transplants were available for planting out in mid-October. Below is a summary of the plants I grew. The low temperature from Oct '98 to March '99 in the winter garden was 14 degrees F. The only plant affected by the cold was the lettuce.

Don't forget as you read through that almost all of these plants are delicious to eat at various stages of growth.

*Joi Choi* (Johnny's) This is a kind of bok choy. It has thick, white petioles and a very pleasant light shade of green. It sits squat, green and solid, lending substance to the showers of color around it. The tight balls of yellow flowers are very attractive in late winter. When I first moved here from N. Missouri 11 years ago I marveled at the beautiful mustard-yellow flowers that occurred every spring around country houses — the remnants of unharvested turnip greens. Growing many of these winter vegetables enables the gardener to bring this exquisite spring color into the garden -- a burst of bolting, good bolting for a change. Relax, enjoy the metamorphosis from leaves to flowers as you would any summer garden plant.

*Hon Tsai Tai* (Johnny's) If you've ever heard of this plant then you are already a serious oriental greens grower. I discovered it by accident. I planted a mesclun mix and this plant was outstanding from germination. By far, this plant received more comment than all other winter annuals put together! I'll quote from the Johnny's catalog, "The young plants soon branch and project quantities of long, pencil-thin, red-purple, budded flower stems."

*Dinosaur Kale, Lacinato Kale* (Shepard's) Doug Ruhren grew this during the winter of 97-98 and it grew well into the Spring. Its blue-green, crinkled, strap-like leaves grabs the attention of passersby. The ones I grew last winter did very well but flowered before the plants got good and big. Great plant.

*Lettuce, Red Lollo 'Impuls'* (Johnny's) This small mounding lettuce has an intense burgundy color that looks great with white. I couldn't keep it from bolting during the 80 degree

December '98 weather.

*Red Orash* (Johnny's) This looked great at two months with bright red leaves but bombed in the garden. It went to seed very quickly and wouldn't leaf out at all.

*Bright Lights Swiss Chard* (Johnny's) This showy new variety made the cover of many seed catalogues last year, but I haven't figured out how to make it shine in the winter garden yet.

In May '98 I planted out transplants given to me by Edith Eddleman, who said they would make it through the summer. They did, even through the drought with minimal watering, but not looking too vigorous. I thought they would take off once cool weather set in. Well, the cool weather really never set in, and the chard didn't take off either.

I sowed more seeds in August and planted out in October with everything else. Still, they sat there all winter not growing, while everything else was growing like mad. They were pulled up in April. A few plants I put in my own garden last October are still in the ground and are just starting to get a little size – 10 months after sowing. Oh well, the picture on the catalog cover look so good I just have to keep trying.

*Purple Kohlrabi* (Shepard's) With the popularity for eating members of the mustard tribe here in the south, I don't know why kohlrabi isn't as common as kudzu. It matures quickly and has a crisp, white, tasty flesh that makes the best turnip seem like the poor relation that it is. This purple variety is also quite ornamental, and makes a good conversation piece with all those stems sticking up like an alien dart board.

## Summary

Since the mascot of the winter garden is the penguin, I've developed a rating system as follows.

- 5 penguins** = The very best, I'll probably grow it every year.  
**4 penguins** = Great plant.  
**3 penguins** = Put it in the three year rotation.  
**2 penguins** = Only if I have a specific use for it.  
**1 penguin** = If you pay me, I'll grow it.  
**0 penguins** = I'll never grow it again.

5 penguins  
Red Bor Kale  
Giant Red Mustard  
White Peacock Kale  
Hon Tsai Tai

4 penguins  
Red Peacock Kale  
Joi Choi  
Dinosaur Kale

3 penguins  
Purple Kohlrabi

2 penguins  
Impuls Lettuce

0 penguins  
Red Orash

Not Rated  
Bright Lights Swiss Chard

*Hon Tsai Tai, with its delicate red-purple stems, was an eye-catching sight last year in the Garden of Winter Delights.*

*Red Bor Kale* (Shepard's) From the seed catalog, "A big beautiful new hybrid whose very ruffled leaves are a dramatic dark purple. Plants attracted lots of attention in our trial garden. Texture and flavor are like that of most kales, but we've never seen them gift wrapped this way." I highly recommend this one and think it has commercial possibilities, too.

*Red and White Peacock Kale* (Johnny's) These finely cut-leaf varieties have been favorites of mine for years. The white peacock is especially valuable to contrast with all the purple shades. If there is a mild winter and the bottom leaves are stripped off, they make bizarre looking little trees in March – not to everyone's taste.

*Giant Red Mustard* (Shepard's) This is one of the breakout performers of winter ornamentals. It's available

on a limited basis wholesale and retail. I first saw this at Farrington several years ago used with stirring effect with blue and yellow pansies. One of the great advantages of this red-purple mustard is that it goes with about any color pansy – a great asset for us gardeners who are a little color impaired. It has the potential to be overplanted within five years – the mark of success for any plant.

## Don't Miss!!

**Jenks Farmer** "Liberate Your Pansies! Winter Annuals with Bold, Beautiful Texture and Color"

See Calendar page 16

### Johnny's Selected Seeds

phone: 207-437-4301  
e-mail:  
homegarden@johnnyseeds.com  
WEB: <http://www.johnnyseeds.com>

### Shepherd's Garden Seeds

phone: 860-482-3638  
e-mail:  
garden@shepherdseeds.com  
WEB: <http://www.shepherdseeds.com>

# Development News

## Johnson County Nursery Association Tour Supports Arboretum

The 11th annual **Johnston County Nursery Association Tour** introduced a new crop of buyers to the horticultural riches of the area - and raised \$3,775 for the Arboretum's future Education Center.

"This year we decided that our annual tour could be a way to give back to the Arboretum for the plants, information, and cuttings it always shares with us," said Johnston County Nursery Association (JCNA) chairman **Mike Hudson** of Sampson Nursery. "Thanks to our tour sponsors, 100% of the earnings from the event went to the Arboretum."

The tour began on the evening of July 13 at the Arboretum with a picnic buffet and a tour led by

Arboretum Director **Bob Lyons**. Registration for each of the participants, over 100 all told from across the East Coast, included a contribution to the Arboretum.

On July 14, the group toured several JCNA nurseries, and finished up at the Johnston County Livestock Arena for a trade show and dinner. After dinner, Hudson presented the proceeds of the event to Lyons. Hudson asked those in the audience to make pledges to increase the donation, and offered to match any made that night. The flurry of activity raised an additional \$995!

The purpose of the JCNA is to promote plant materials grown by members located in a 60 mile radius of the intersection of I-95 and I-40. They cooperate in production and sales through the annual tour, by sharing source and availability information, by coordinating on shipping, and through their Plant-Fax. The Plant Fax allows buyers to fax a single order that is then broadcast to the twenty-seven members nurseries. ■

## JCNA Tour Sponsors

### Gold Sponsors

Fulcrum Financial  
Wilbro  
Parker's Products  
Nursery Supplies  
IEM Plastics/Lerio

### Silver Sponsors


Carver Equipment  
Coor Farm Supply  
BWI

### Bronze Sponsors

Florikan  
Tarheel Helmlund Nursery  
ML Irrigation  
Bobcat of Johnston County  
(Triangle Equipment)  
Mackenzie Nursery Supply  
Mid-Atlantic Florist and  
Growers Insurance Services  
Raleigh Truck Leasing  
Revel's Tractor

## JCNA Arboretum Challenge Donors

Annie's Garden  
Carroll's Plant Center  
Ed's Plant World  
Jeff Evans  
Fulcrum Financial  
Christina Hall  
Johnston County Nursery  
Association  
Kurt Muller  
Pender Nursery  
Sampson Nursery  
Wakefield Nursery  
Chris Williford



### Sean McNeely Memorial Poker Run

Grieving family and friends of **Sean McNeely** turned their loss into a celebration of his life and a benefit to the community last Saturday, when over 100 motorcycle riders and volunteers raised \$4,250 in the Sean McNeely Memorial Poker Run. The event brought total donations in memory of McNeely to almost \$10,000.

Though Saturday dawned cold and misty, volunteers from the **Raleigh HOG (Harley Owners Group) Chapter** turned out early at Ray Price Harley-Davidson. Fueled by doughnuts and coffee provided by **Mrs. Price**, they put up the tents and set out the door prizes, drawings, and memorial t-shirts, and waited for the riders to appear. It wasn't long before the first registrants, heralded by the distinctive rumble of Harley-Davidson engines, rolled in to sign up.

"We were really overwhelmed by the response to the event," said key organizer **Brian McNeely**, Sean McNeely's brother. "We far exceeded our original goal of \$1,500.

"It wouldn't have been possible without all the help from our sponsors, donors, and all the people who turned out to remember Sean and support the Arboretum. I especially want to thank Ray Price Harley-Davidson and the Raleigh HOG Chapter for all their support."


Proceeds from the poker run benefit the JC Raulston Arboretum at NC State University. A memorial to Sean McNeely will be placed in the Arboretum's future education center. Sean McNeely, who died in November 1998 from a food allergy,

was a graduate of NC State's horticulture program, as well as an avid Harley rider.


"He loved the Arboretum," said **Brad McNeely**, his brother. "He always talked about the work he did out there as a student."

Additional contributions in memory of Sean may be sent to the Arboretum at Box 7609, Raleigh, NC 27695-7609.

Checks should be written to the NC Agricultural Foundation, with Sean McNeely Memorial Fund on the memo line. ■




Key organizer Brian McNeely, above, and Jean McNeely get into the spirit. photo by Catherine Maxwell




Family friends Lisa Silletti and Savannah turned out to help photo by Catherine Maxwell

## Development News


### 1999 Gala in the Garden




UNC President Emeritus Bill Friday announces the York Challenge photo by Ginger Long




Above, left to right, Harlan Boyles, Leo Daughtry, Jim Graham and Helen Daughtry photo by Ginger Long



Above, left to right, Genelle Dail, NC State Chancellor Marye Anne Fox and Karen Barnes photo by Ginger Long




Mary Jo Pringle, right, and a friend photo by Herman Lankford




Susan and Mack Little photo by Ginger Long

## Development News


Hats, hats and more hats were the order of the evening. Here is a look at some of the most memorable ones. All photos by Herman Lankford




Melissa Peden reflects on the Gala




Adelaide Joyce enjoys the evening



Left to right, Lu Troxler, Maggie Jones and Laura Stevens



Even the Sodfather, Commissioner Jim Graham got into the spirit



From left, Virginia Baucom and Annette Owen

### Meeting the York Challenge

#### On the Road with Bob


**Bob Lyons** may have only been Arboretum director for six months, but he's already getting to know our North Carolina roads.

April 6 found Bob at the Pioneer Restaurant in Archdale, where he met many of central North Carolina's industry leaders at the Piedmont Nursery Association's monthly meeting. Organizer **Ronnie Swaim** presented Bob with a generous check in support of the Arboretum - and in support of him as director.

On April 15, **Peter and Jasmin Gentling** hosted a reception for western NC friends in their Asheville home. Over 85 guests met Bob and basked in the afternoon sunlight playing over their magical hillside garden overlooking the Blue Ridge Mountains.

**Lynn and Mike Haley** hosted a reception on May 19 for Bob in their beautiful Greensboro garden, designed by their friend, **Chip Callaway**. Greensboro Friends of the Arboretum were already celebrating surpassing their \$50,000 campaign goal, when their host increased his previous pledge naming the **Callaway Vine Collection** by another \$25,000!

**Doris Deal** and fellow organizers of the High Point Friends of the Arboretum started the June calendar off with a bang at the String and Splinter Club. Bob brought members of the Arboretum's first regional friends group up to date.....and started planning for their next train trip to the Arboretum.



As of July 21, 1999, the following donors have made gifts or pledges totaling \$47,663 to the Raise the Roof Campaign since May 2, 1999. This leaves \$452,337 to be raised to meet the York Challenge!

Closer to home, the **AE Finley Foundation** hosted the first meeting of the Chapel Hill Friends of the Arboretum at the Chapel Hill Country Club. Tarheel members were delighted to see an Arboretum program in their back yard!

On June 16, **Greyson and Garland Tucker** hosted the first of a series of local events to introduce Bob to the Raleigh community. Guests loved the Tucker's Secret Garden...and were excited about Bob's ideas for the future of the Arboretum.

In each region, volunteers are following up to tell local members more about the Raise the Roof Campaign and how they can get involved.

Though teaching will curtail his travel schedule, the fall season will find Bob at regional events in Charlotte, Winston-Salem, and in eastern North Carolina, as well as giving a number of lectures at area events. Look for him at a location near you! ■

Annie's Garden  
Claude and Mary Caldwell  
Carroll's Plant Center  
Dr. and Mrs. John E. Chandler  
Fred and Susan Chappell  
Coley Forest Garden Club  
Country Garden Club of Durham  
Lotta and Allen Dick  
District 11/Garden Club of NC  
*in honor of Janie Stanley*  
Earl and Frances Emery  
*in honor of Robert D. Hurst*  
Ed's Plant World  
Jeff Evans  
Fulcrum Financial  
Michael and Lynn Haley  
Christina Hall  
Evergreen Garden Club  
*in memory of Helen Starritt, Mary Hadley and Ruth Croom*  
Edgar and Elizabeth Fisher  
Holt Gwyn  
Johnston County Nursery Assn.  
Emily Lambeth  
*in honor of Lib York*  
Laurel Hills Garden Club  
Grey Lineweaver  
Lois and Wade Markham  
*in memory of Doris Kelly Coughenour*  
Martha and Daniel McAlister  
Kurt Muller  
New Garden Landscaping and Nursery  
*in honor of Doug Chapman*  
Marjorie O'Keefe  
Pender Nursery  
Lydia Pickard  
*in honor of Anthony Payne*  
The Pointe at Falls Lake Women's Club  
*in honor of Anne Clapp*  
Lou and Marci Pucillo  
*in honor of Lib and Willie York*  
Raleigh Garden Club  
*in honor of Tom Bumgardner*  
Sampson Nursery  
Sheffield Gardeners  
*in honor of Allene Merricks and Elizabeth Martin*  
Aurelia Smith  
*in memory of Doris Kelly Coughenour*  
Joy Makinson Strawn  
*in honor of John Strawn*  
Thorn and Thistle Garden Club  
Tinga Nursery  
*in memory of George Coulter Sr.*  
Garland and Greyson Tucker  
Trellis Garden Club  
*in memory of Frances Norwood*  
Turtle Creek Nursery  
*in memory of George Coulter Sr.*  
Wakefield Nursery  
Bill and Libby Wilder  
Betty and Jack Williams  
*in memory of Doris Kelly Coughenour*  
Carolyn Wilson

# Volunteer News

by Harriet Bellerjeau

## A NEW and WELCOME, WELCOME!

Our hottest summer ever and in the thick of the only rain we had, there was **Kathleen Thompson** moving forward with her renovation of the Visitors Center. She's the one we have to thank for our sunny, welcoming, newly painted greeting. The new look is inspired by her vision with the assistance of **Sharon Mackey, Amy Bateman, Genelle Dail, Dale Allen, Tom Bumgarner, Harley Mudge** and **Walt Thompson**.

Not only is there new paint, right down to the walls underneath the bulletin boards, but more of and more carefully tended plants. The flags that **Mary Edith Alexander** made for us quite some time back are once again fluttering in the breeze along with a new flag at the arbor entrance.

Sharon, a new volunteer, has been assisting Kathleen since April when they began sprucing up in preparation for the GALA. Kathleen says she's still visioning "what's next." It's been a real treat to watch this endeavor unfold, faithfully, every Tuesday morning. Many, many thanks!

## NEW OPPORTUNITIES FOR VOLUNTEERS

New initiatives were put in place earlier this summer to bring weekend and evening volunteers on board. Two groups received orientation and accomplished weeding and deadheading after hours and watering on weekends. They are tending the annual and front entrance plantings. Surely, during the heat of the summer their efforts have been invaluable. Their success allows us to think about other new opportunities for volunteers in the future.

We appreciate **Chris Allen, Lukie Curless, Wendy Elliott, Wayne Friedrich, Gail Harris, Jennette King, Sandy Reid, Pam Warner, Carolyn Weathers, Mary Peters, Mark Armagost, Peggy Barnhill, Tricia Tripp, Chris David, Kevin Cox, John Myhre, Nancy Simonsen, Barbara Smith, Robyn Smith, Anna Yorba, Robert Ferone** and **Peg Henderson**.

## IT ISN'T GARDENING BUT...

The age of electronics has brought information to volunteers, tour guides and members of special projects through email. We are experiencing more and more interaction between volunteers and are able to send out news just that much quicker. Please let us know if you now have email and want to be included.

As computers become a greater part of our work and connection to each other, we are looking for volunteers with data base skills. We need assistance with tour guide scheduling, mapping, and volunteer coordination. Our annual update of volunteer interest information is underway with the final push in September and October. We need help with evening calling and data entry at the Volunteer Office any time or on campus during the week.

## WE'RE STILL LOOKING...

Opportunities to make a difference

- for volunteers to manage the t-shirt sales. This is an important responsibility and ideal for those who like team work and really want to make a valuable contribution.
- for office volunteers and folks interested in our new computer scheduling system for tour guides - also done at the volunteer office.
- for volunteers to work weekends and evenings during our fall leaf season - there's a whole lot of raking going on.

All interested volunteers should contact the Volunteer Coordinator at 515-3132 or complete a Volunteer Interest Form located in the Visitor Center. ■

Such intoxicating nectars.

I am drunk with the passion of a Rogue Bee.

---Written by a visitor on the chalk board at the Arboretum.

# Calendar Of Events

## Friends Giveaway

**2 October, 1999 (Saturday)**  
**Friends of the Arboretum Annual Plant Distribution.** Bring containers to carry all your treasures. Please bring your membership card. If you can't find it, come early and we can give you another one that morning. Family memberships and above are entitled to two membership cards. If your membership has lapsed or you want to join for the first time, we will be selling memberships starting at 8:00 a.m. The giveaway begins at 9:00 a.m. sharp at the JC Raulston Arboretum. Do not be late!



## Tender Perennials

**25 September, 1999 (Saturday) Tour of Tender Perennials with Douglas Ruhren** \$25 non-members, \$20 members. At the JC Raulston Arboretum 9:00 a.m. til 11:00 a.m. Register using form on page 19.



## Seasons of the Perennial Border

**11 September, 1999**, 5:30 p.m.--7:30 p.m.  
**9 October, 1999**, 9:00 a.m.--11:00 a.m.  
**8 January, 2000**, 1:00 p.m.--3:00 p.m.

Walk-through of perennial borders with Douglas Ruhren and Edith Eddleman. \$25 non-members, \$20 members. At the JC Raulston Arboretum. Register using form on page 19.

## Friends of the Arboretum Lectures

Friends of the Arboretum lectures are free to those with current membership. There will be a \$5.00 fee for non-members. Please bring your membership card. We will have a current membership list at the door should you need a replacement card.

Memberships will be available for purchase at the door. Entrance is free to all NC State students with ID.

All lectures are in **room 159, Kilgore Hall** on NC State University campus. There is plenty of free parking at the intersection of Hillsborough and Brooks Street. Please call 515-3132 if you need directions or information about any of the following events.

**16 September, 1999 (Thursday)**

**Johnny Randall "Invasive Exotic Plants: A Real or Perceived Problem?"** As the Arboretum and the entire nursery industry grapples with the hot-button issue of invasive exotics, we have invited our esteemed colleague from the NC Botanical Garden in Chapel Hill for his perspective. Please bring an open mind and your toughest questions for Johnny. We hope many from the nursery industry will attend and contribute to a lively discussion.

**21 October, 1999 (Thursday)**

**(note: printed version mistakenly lists the date as 10 October)**  
**Dick Bell "Urban Projects in the Landscape"** Mr. Bell is known as the dean of landscape architects in Raleigh because of the tremendous impact he has had in 45 years of designing in and around Raleigh.

**6 November, 1999 (Saturday)**

**Brent Heath "Scenes of South Africa"** Bulb expert Brent Heath and Arboretum staffer Jonathan Nyberg were part of a tour of South Africa in February, 1999. Both will comment on their trip while showing excellent slides taken by Brent while travelling through this magnificent part of Africa.

**11 November, 1999 (Thursday)**

**Jenks Farmer "Liberate Your Pansies! Winter Annuals with Bold, Beautiful Texture and Color"**

Trying to garden with standard winter annuals is like trying to cook without spices. Jenks Farmer, curator of gardens at Riverbanks Botanical Gardens in Columbia, SC has used hundreds of beautiful, easy, winter annuals to add drama to boring sheets of pansies. Explore the possibilities of bold textures, brilliant colors and armloads of flowers in winter gardens.

**2 February, 2000 (Thursday)**

**Rick Fell "Appreciation of a Floral Partnership: Bees, Flowers, and Honey"** Known as "The Bee Guy" at Virginia Tech where he teaches classes in the entomology department, Professor Fell will give us an entertaining and informative talk that will include a honey tasting.

## Bulb Workshops with Brent Heath

Brent Heath is a third generation bulb grower and co-owner of **Brent and Becky's Bulbs** in Gloucester, VA. He has worked with the Arboretum for many years supplying and identifying bulbs. We are pleased to offer the following workshops this fall. Brent's enthusiasm for bulbs is highly contagious – you will never look at bulbs the same again! Both workshops are at the Arboretum.

### Bulbs as Companion Plants

November 6, 1999

9:00 a.m. til noon

\$35 members, \$45 non-members

This workshop will take you on a bulb excursion spanning three seasons. It will show you how to integrate bulbs with annuals, perennials, groundcovers, vegetables and flowering trees and shrubs. The slide talk will give you great ideas for effective combinations and efficient sequences of bloom. The lab portion will take you into the Arboretum for a hands-on lab of planting and designing with bulbs.

### The Best Bulbs for Containers and Forcing

November 6, 1999

2:00 p.m. til 5:00 p.m.

\$35 members, \$45 non-members

You will be the envy of your friends as Brent takes the mystery out of forcing bulbs. The slide lecture will show lots of inspirational examples of container growing. In the lab you will pot up and take home you own bulbs to force. The price includes all materials.

**Don't you dare miss these workshops!**

To register, use the form on page 19, or call 515-3132

## Other Horticultural Events

This listing includes more events that may be of interest to our members. To list your event on future calendars contact Jonathan Nyberg, 919-515-3132, email: jonathan\_nyberg@ncsu.edu or mail to Box 7609, Raleigh, NC 27695.

### Piedmont Chapter, North American Rock Garden Society

All meetings are held at the Totten Center of the N.C. Botanical Garden, Chapel Hill, NC, beginning at 10:00 a.m. on the dates given.

9/18/99: Rich Dufresne, Greensboro, NC "The Genus Salvia"

10/16/99: Ted Kipping, San Francisco, CA "The Cloud Forests of Oaxaca and Chiapas, Mexico"

11/20/99: Bob McCartney, Aiken, SC "Unknown Southern Natives for the Rock Garden"

1/15/00: Nancy Goodwin, Hillsborough, NC "The Garden in Winter"

2/19/00: Bobby Ward, Raleigh, NC "Four Continents and a Camera: A Year in Pursuit of Plants"

3/18/00: Pam Harper, Seaford, VA "My Garden Through the Seasons"

4/15/00: Panayoti Kelaidis, Denver, CO -title to be determined

## Director's Letter

by Bob Lyons

How about taking a break from the logistics of running the JC Raulston Arboretum for a moment and focusing on the heart of our mission.....plants. Whether you consider them the fundamentally new materials we move or facilitate into the nursery industry, or the subject of study by literally hundreds of formal or non-traditional students, or the objects of beauty and fascination during casual visits and formal tours, you'll always return to the center.....plants.

In fact, the past six months have seen 455 plant materials accessioned into our inventory database, which includes seeds to whole plants. This figure represents a diverse lot, from *Abelia serrata*, a small deciduous shrub with dense branching and rose-white flowers flushed with yellow; to seed of *Viburnum cotinifolium*, a dwarf spreading shrub having cotinus-like leaves and wide, funnellform, white flowers; to *Incarvillea arguta*, a herbaceous-becoming-woody species from the steep, rocky areas of China which should bloom continuously once established. We've also acquired several selections within a single species, like the hellebores, including *Helleborus atrorubens*, *H. croaticus*, *H. cyclophyllus*, *H. multifidus*, and a variety of cultivars within *H. foetidus*; and for the willows, we have accessioned *Salix cinerea*, *S. fragilis*, *S. pendulata*, and *S. chaenomeloides*.....and not all necessarily from the same source. As each day passes, I'm also grateful for the contacts I've had with longtime advocates of the Raulston Arboretum; people who don't necessarily live next door but who have extended their offer to

help indefinitely. And I hope you caught the NY Times Sunday Magazine article about **Dan Hinkley** and Heronswood Nursery (really nice story, and beautifully illustrated!) where we were kindly mentioned.

While still in the vein of plants, I'm pleased to report that we have received approval to fill a new position, an Assistant Director of Horticulture, who will be a great asset to the continuation of our mission. We're all looking forward to the contributions of this individual who can assist in all facets of collections enhancement, evaluation, and management. I'll keep you posted.

As for site developments, look for these changes. The new Entry Gardens have grown in beautifully along Beryl Rd. and are very much our invitation to the drive-by public, the Paradise Garden is in the throes of long-term renovation with the splintering bamboo dome now down, and our Visitor Center has a brand new, updated appearance. The local spotlight continues to highlight the Raulston Arboretum, with recent media spots on WRAL-TV, the Durham Herald Sun, WUNC public radio, NC News Network, and NCSU Communications Services, with more scheduled in the future. Building a strong platform of local recognition and identity will help us tremendously.

Finally, our volunteers continue to expand their role in the Raulston Arboretum. Since my last letter, **Harriet Bellerjeau** has coordinated a Weekend Watering group and an Evening Weeding/Deadheading group. The former cares for various containers and garden spaces not covered by our automatic irrigation, and the latter helps maintain the

aesthetics of our annual plantings. Most of all, however, the formation of these new groups has engaged those folks whose "real" jobs don't permit them to volunteer otherwise, giving them a stake in the Raulston Arboretum by making a valuable contribution. Yet, I am saddened to report that **Harriet Bellerjeau, our dedicated Volunteer Coordinator**, will be leaving. Not a day has gone by since my arrival that I haven't been grateful for her assistance, insight, and unwavering commitment to the Raulston Arboretum volunteers. When I've proposed a wacky new idea, she's always been happy to consider it, when I've made my usual mistakes in administration, she's been way too understanding, but most of all, she has moved the volunteer group forward and the Raulston Arboretum is so much better for her efforts. Thanks, Harriet, I know we haven't seen the last of you!

We are, at this writing, in search of a replacement. All inquiries should be directed to me, at 515-1192. ■




*Friends of the JC Raulston Arboretum Newsletter* is published four times a year.

Jonathan Nyberg, Editor

### JC Raulston Arboretum Staff

Director Bob Lyons 515-1192  
Development Director Catherine Maxwell 515-2000  
Program Coordinator Jonathan Nyberg 515-3132  
Volunteer Coordinator Harriet Bellerjeau 515-3132  
Arboretum Secretary Pamela Christie-Tabron 515-3132  
Arboretum Technician Mitzi Hole 515-1632  
Plant Recorder Valerie Tyson 515-1632  
Arboretum Volunteer Office Staffed by volunteers 515-7641  
World Wide Web Address: <http://arb.ncsu.edu>



---

## Registration Form

Use this form to register for the following events.

Mail to: JC Raulston Arboretum, Box 7609, NCSU, Raleigh, NC 27695

Make checks payable to: NC Ag Foundation, with JC Raulston Arboretum on memo line. See pages 16,17 for complete information about the events. Please call 919-515-3132 if you need further information.

The first price is for members, the second for non-members. Thank You!

\_\_\_ 11 September, 1999 Seasons of the Perennial Border, \$20, \$25

\_\_\_ 25 September, 1999 Tender Perennials, \$20, \$25

\_\_\_ 9 October, 1999 Seasons of the Perennial Border, \$20, \$25

\_\_\_ 6 November, 1999 Bulbs as Companion Plants, \$35, \$45

\_\_\_ 6 November, 1999 The Best Bulbs for Containers and Forcing, \$35, \$45

\_\_\_ 8 January, 2000 Seasons of the Perennial Border, \$20, \$25

Name:

Address:

Phone/Fax/email:

---

## Wilder, cont. from page 2

Throughout it all, in the midst of their service on behalf of organizations and institutions, Bill and Libby always made time for the individuals involved...to help them with a problem, listen to their ideas, or just to have a little fun.

Rick Crowder echos the thoughts of many when he said, "I enjoyed my experiences being on the NCAN board, especially for the opportunity to work with Bill and Libby and to get to know them as friends."

**Kim Tripp**, Vice President of Horticulture at the New York Botanical Garden and formerly with the Arboretum sums it up well:

"Bill and Libby Wilder's contributions to the nursery industry in North Carolina and the southeast are legion. I find it very difficult to imagine the North Carolina Association of Nurserymen without the energy, discipline, and sincere engagement of Bill and Libby Wilder. During their tenure with the Association, Bill and Libby built strong foundations of excellence, professionalism, and personal dedication that will carry the Association forward into an exciting future. It was a great pleasure and privilege for me to know and work with these two wonderful nursery professionals while I worked at the JC Raulston Arboretum. I will never forget Bill's encouragement and humor that helped tremendously during the frenzied preparation for trade shows and field days. His experience and positive attitude always carried the day. Libby was always ready to prop us up with a pat on the shoulder and a real solution to a practical dilemma. They are a memorable team and I feel

fortunate to know them as friends and colleagues. Congratulations to Bill and Libby for a well-earned and much deserved retirement."

Amidst all the reminiscing, however, current NCAN president **Mike Worthington**, of Worthington Farms, was quick to point out that just because they're retiring, we haven't heard the last of the Wilders.

"The first weekend of Bill's retirement, he faxed information to me regarding proposed bills to fund the Education Center," Worthington said. "During his vacation the next week, he called to discuss legislative developments. His commitment to horticulture didn't begin with his job as executive director of NCAN, nor did it end when he retired. He continues to be a captain for the green industry."

**Bob Lyons** realized that right away.

"From the day I assumed the directorship, I knew that we had one of our strongest advocates in Bill," Lyons said. "I appreciate his insights and the direction he provides for our board of advisors. I'm positive he'll continue to help us move forward with exciting projects in the future."

Now, what about the future? Needless to say, the Wilders are taking more time for their grandchildren, Melissa and Taylor. The number of hosta varieties in the garden and nursery is growing, and Bill has more time to spend at the potter's wheel. And now, when Libby picks up her needlework, Bill can practice his new found skills in botanical illustration.

But don't let that fool you. Remember, these are folks who know how to make things happen. There's no telling what's around the corner. But it's bound to be good.

■

---

**JC Raulston Arboretum at NC  
State University  
Department of Horticultural  
Science Box 7609  
Raleigh, NC 27695-7609**

NONPROFIT ORG  
U. S. POSTAGE  
**PAID**  
RALEIGH, NC  
PERMIT NO. 2353