















PAMLICO PENINSULA REGION

Trail Number PP-BE-1



Contact Information for PP-BE-1 (Goose Creek State Park Trail):

Goose Creek State Park * 2190 Camp Leach Road * Washington NC 27889 * (252)923-2191

- | | | | |
|---|----------------------------|---|-----------------------|
|  | Public Lands |  | County Boundary |
|  | Trail Access |  | State Boundary |
|  | Rest Area / Welcome Center |  | Municipal Boundary |
|  | Campsite |  | Road |
|  | Lighthouse |  | Highway |
| | |  | Hydrography |
| | |  | Intracoastal Waterway |
| | |  | Ferry Route |
| | |  | Paddling Trail |

